

Inside

- ❖ Fly of the Month: Green River Trio
- ❖ Club Trips for 2026
- ❖ Three Month Calendar

Highlights

- Page 3: June Speaker: Al Quatrocchi, *The Corbina Diaries*
- Page 5: LBCC Has a New Social Media Manager!
- Page 13: Cut Banks, Point Bars and Thalwegs

Target Talk

NEWSLETTER OF THE LONG BEACH CASTING CLUB, ESTABLISHED 1925

JUNE 2026

WWW.LONGBEACHCASTINGCLUB.NET

Leader's Line...

The Value of Volunteers

TONY DAUS, PRESIDENT

We had our first LBCC board meeting last night, with the new board and some very important outside advisors. The quality of the board members and volunteers and their commitment to LBCC is amazing. There literally are hundreds of years of experience on the current board in diverse areas, including finance, facilities management, organizational planning and just plain old getting stuff done. Everyone is passionate about fly fishing, casting and keeping the Club thriving. It is a great combination of skills and interests.

While proactive and efficient management of the day-to-day operations of the Club and Clubhouse is

a priority, we will continue to build upon our mission of educating and promoting the art of scientific angling and casting, tournament casting, conservation of fishing waters and fish, promoting

camaraderie and fellowship among the members and maintaining a close cooperative relationship with the American Casting Association. We can't do this without our volunteers.

We aim to have plenty of opportunities for members to volunteer their time and effort in the coming year.



Whether it is helping with cleaning the Pond, judging a casting tournament, providing content to our social media coordinators or helping prepare and serve one of the many great meals

we provide at our events, there are plenty of ways to help LBCC to be successful in 2026 and beyond. We look forward to working with many of you over the coming year.

Club Trips for 2026

ANDREW FAIRBANKS, 2ND VICE PRESIDENT

TRIP DATE	TRIP & LEADER
May 26-30	Fall River Trip w/M. Bonvouloir. Pre-Trip May 16, 9:00 am.
May 29-June 1	Heritage Trout Eagle Lake & Wolf Creek w/ Bob Mayfield.
June 24-28	Golden Trout Wilderness Fly-fishing Backpack Trip w/ Jim Garvey, Pre-trip June 10, 7:00 pm.
June 12-14	Heritage Trout Fish Creek & Clicks Creek w/ Bob Mayfield.
July 10-12	Brookie Bash 2026 w/ Armando Palomares, Pre-Trip June 27, 11:30 am.
July 10 Aug 15	Tenkara Event at Brookie Bash w/ Cecil O'Dell. Yards and Inches w/Mick Woodbury, Pre-Trip TBD.
Sept 30-Oct 4	Crowley Lake trip w/ Steve Timm. Pre-trip Sept 19, 9:00am

Trip locations, dates and pre-trips change, so monitor Target Talk or the web calendar for the latest information. Deposits for trips which are "double occupancy", and require deposits in advance, are non-refundable. If you cancel, your deposit will only be refunded if a Club member replaces you.

If you would like to be a streamkeeper and need help organizing a Club trip, or if you have suggestions for a Club trip or any questions, please email me at: andrewfairbanks7@gmail.com



OFFICERS

PRESIDENT

TONY DAUS

1ST VICE PRESIDENT

TAE KIM

2ND VICE PRESIDENT

ANDREW FAIRBANKS

CO-CAPTAINS

MARK KOCSIS
KEITH O'DONNELL

MEMBERSHIP SECRETARY

TONY DYCKS

TREASURER

ED ALVARADO

RECORDING SECRETARY

RICK MORI

FACILITIES DIRECTOR

PETER HARDASH

SENIOR DIRECTOR

BOB MAYFIELD

JUNIOR DIRECTOR

TOM OLSON



TARGET TALK EDITOR

ROB PETERSON

June Speaker: Al Q

The Corbina Diaries

TAE KIM, 1ST VICE PRESIDENT

Angling expert **Al Quattrocchi (Al Q)** is an OG of the salt, fly fishing and tying saltwater flies for over forty years. He was recently awarded the **Ross Allen Merigold Complete Angler Memorial Award** by the historic **Pasadena Casting Club** in California. On May 14, 2016, he became a two-time **IGFA** world record holder, breaking the 12-pound tippet record for calico bass and the 20-pound tippet record for white sea bass in one morning. His articles, photography, and flies have been published in many fly fishing magazines around the country.

Al founded the original **One Surf Fly** event in Southern California, which ran for nine seasons and raised thousands of dollars for fly-fishing nonprofits, promoting saltwater fly fishing up and down the California coast from Carpinteria to San Diego. Al and his buddy, **Conway Bowman**, co-hosted **The Carp Throwdown**, a catch-and-release fly fishing tournament in San Diego, for seven years, raising thousands of dollars for non-profits.

Although Al has fished in many places around the world, his passion is still sight-fishing the beaches of Southern California for corbina in the shallow summer surf. He has recently self-published his first book, entitled **THE CORBINA DIARIES**, which is the first in-depth work on this popular surf species.

Al recently became the West Coast regional editor for **Tail Magazine**, a bi-monthly publication and the premier magazine for saltwater fly angling in the country, and is our West Coast ambassador to **The American Museum of FlyFishing** in Manchester, Virginia. He continues to support flyfishing events and casting seminars, and to help young and old anglers enjoy our fly fishing community.

Al Q resides in Los Angeles, California, with his wife Janet and daughter Quinn.



The Corbina Diaries: Unplugged is a digital presentation and extension of Al's original book, **The Corbina Diaries**, designed to bring awareness to the magical sight fishery that comes to life on most of our Southern California beaches during the summer. Al's passion for these fish has extended across the nation, through articles and presentations. This presentation will contain all you need to know to give yourself a great opportunity to catch your first fair-hooked corbina in the surf, which Al considers one of the toughest feats in the saltwater fly fishing game.

Al will tie a few flies and demo one of his fly outfits in the Pond prior to the meeting.

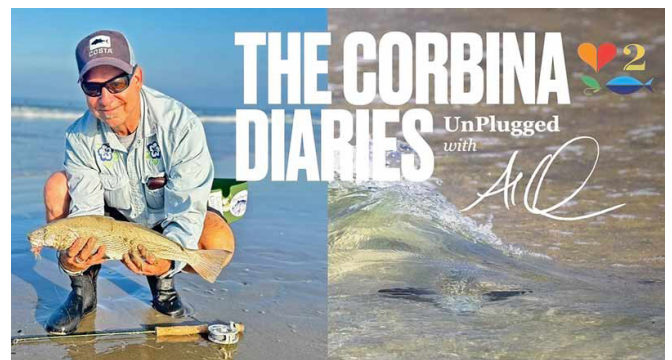
Join us on Thursday, June 25, 2026 at 7:00 pm, at the Clubhouse or on Zoom.

JOIN ZOOM MEETING

<https://us06web.zoom.us/j/84262474049?pwd=ePMaeearMXARktWtC9hCpMPRjNGebz.1>

Meeting ID: 842 6247 4049

Passcode: 999836



Fly Tying Forum: This Month's Schedule

MATT MURDOUGH, MEMBER

Welcome to the June edition of the Fly Tying Forum. It's time to stock up those boxes for your next trip to the Sierras, the Green River or your local panfish hole.

Joe Libeu will start us off with the Cul de Canard (CDC) class we postponed due to the power outage at the Club. Joe will demonstrate a range of CDC techniques with an all-CDC caddis and a mayfly emerger.



Tony Dycks is up next with a class on converting trout flies into microfishing patterns for panfish. Tony will cover a Tenkara pattern called the Micro Killer Bugger Variant and his version of the Micro Fritz Fluoro Fibre Caddis. Don't those names just bring a smile to your face? Tony will also show how to set up the fixed line rigs he uses for Tenkara microfishing.



After an open tying night, Matt will wrap things up for the month with Gordon Van Der Spuy's Easy Peasy Ant. Don't let the name fool you. This is a sophisticated Klinkhammer-style parachute that incorporates CDC into the hackle to represent the legs of an ant struggling in the surface film. It's a deadly addition for heavily-fished streams where the trout know all the usual patterns by heart.



Anyone is welcome to join our regular sessions at 7:00 pm every Wednesday, regardless of tying experience. If you would like to join us, please email Shirley Sakaguchi (sakagusc@gmail.com) so that you can be added to the Forum email list. Shirley sends out pattern sheets for the flies covered in the coming month, and Matt Murdough will provide materials for anyone in the class who needs them.

Anyone interested in leading a tying session should reach out to Matt (mmroaringbrook@gmail.com) to get on the schedule. If you have a pattern you want to learn, please let us know; we likely have someone in the Club who can demonstrate it for us. Looking forward to seeing some new faces at the Forum!

DATE	GENRE: PATTERN	INSTRUCTOR
6/3/26	CDC: Caddis & Mayfly Emerger	Joe Libeu
6/10/26	Smaller Fly Patterns for Microfishing	Tony Dycks
6/17/26	Open Tying Night	
6/24/26	Terrestrials: Easy Peasy Ant	Matt Murdough

In the Meantime... ...an Update!

JOHN VAN DERHOOF; PAST PREZ

I have added a few more rods and some reels for sale. In the near future I will be bringing lines and tips to the Club for members to purchase. I will also update the list of available rods for purchase.



Until then, however...here's what we have at the Club right now for sale. The reels listed are the last of the reels—no more, period! Check or cash, **or**, if Tom O. or Ed A. are there, credit.

RODS:

MAKE, MODEL, LENGTH & WEIGHT	PRICE	QTY
Burkheimer Classic – 12'8" 8wt	\$560	1
Echo Trout Spey – 11'0" 2wt	\$210	1
Echo Trout Spey – 11'0" 4wt	\$210	1
Echo Trout Spey – 11'0" 4wt	\$210	1
Meiser – 12'6" 4/5/6	\$360	1
Meiser MKS - 13'6" 7/8wt	\$596	1
Nam Ren – 11'6" 6wt 5-piece	\$436	1
Orvis Clearwater - 11'4" 3wt	\$180	1
Orvis Mission – 11'4" 4wt	\$400	1
Sage Igniter 6126 – 12'6" 6wt	\$260	1
Sage One 6116 – 11'6" 6wt	\$340	1
Sage One 3110 – 11'0" 3wt	\$320	1
Sage One 4116 – 11'6" 4wt	\$320	1
Sage One 8136 – 13'6" 8wt	\$360	1
Sage X 5120 – 12'0" 5wt	\$380	1
Sage X 7130 – 13'0" 7wt	\$380	1
Winston Joan Wulff – 9'0" 8wt	\$380	1

Reels:

MAKE, MODEL	PRICE	QTY
Hatch 7 Monsoon	\$240	1
Hatch 9 Pulse	\$300	4
Hatch 9 Finatic	\$320	5

Long Beach Casting Club Has a New Social Media Manager!

CHRISTINA ORRIS, MEMBER

Some of you have met me already—I'm Christina Orris and I've been a member of the Club for about a year and a half. I've recently taken over the responsibility of the Club's social media, along with help from Tom O'Brian who is going to continue managing our Facebook page. I'm going to primarily focus on Instagram, with the username **LongBeachCastingClub**, with the goal of expanding our visibility and attracting new members to the Club.

That said, we need content! Please send us your best photos and videos from your own fishing trips, Club trips and events to be featured on our Instagram. Videos should be 30 seconds or less (ideally filmed vertically in portrait), photos should be good quality (not blurry) and—this is very important—must include a caption with context.

Please send these to:

SocialMediaLBCastingClub@gmail.com

and be sure to follow us and engage with our content, as it helps it to be seen by more people. If you'd like to be tagged in the post, please include your Instagram username.

Note to streamkeepers and event organizers: Please be sure to mention this on your trips and at events. It's important to keep hammering this one to make sure we always have fresh content to post.

Your participation means a lot to the Club, and we look forward to posting your submissions!

Transitions in LBCC Membership Badge Storage

TONY DYCKS, MEMBERSHIP SECRETARY

Hello fellow Long Beach Casting Club Members. I will be serving as the new Membership Secretary for the upcoming year. I would like to thank and commend our outgoing Secretary, Shawn Fife, for his service and mentorship, along with Kathy Wahl, Ed Alvarado, Rob Peterson, Shirley and Wayne Sakaguchi for their ongoing support as I transition into this new role. With the transition, I would like to point out some policies that are currently in place, and some new process changes regarding Badges:

MEMBERSHIP BADGE STORAGE CHANGE

In the years past, Membership Badges were stored in badge number order. For the past few years, badge numbers have not been issued on badges for new LBCC members. Given this change, going forward, badges will be stored using the first letter of the last name groupings (A-Z). Please place your badge in any open slot within the group. If no slot is available, you can clip to an existing badge within that group (two deep). For family membership, badges are grouped by the primary family member's last name and located either attached to each other (two deep), or next to each other for families of more than two. As long as your badge is placed within its A-Z grouping, you will only need to check that last name letter grouping. The main reason for this change is to allow those members without badge numbers to find their badges more easily.

OPTIONS FOR BADGE STORAGE

I wanted to point out that all members are allowed to take their badges home with them. Suggestion: place it in your glove compartment if you drive the same car to events/meetings. If at all possible, please do so to help us maintain the badge storage

as our club grows. However, it is your choice as a Club member.

FOR NEW MEMBERS PICKUP UP BADGE FOR FIRST TIME

For new members who joined, we will have your badge in a packet to receive at a monthly meeting. Once you pick it up, please follow the instructions above under "**Membership Badge Storage Change**" and "**Options for Badge Storage**".

RETIREMENT OF BADGES FOR EXPIRED OR LAPSED MEMBERSHIP

As part of the badge re-sequencing process, we will be retiring badges for those members whose membership has expired. The goal for this action is to reduce the clutter in the badge storage room, thus allowing all current member badges to be retrieved and stored easily on the storage racks. We will retain these badges for a period to address the renewal of lapsed memberships.

WHEN ARE BADGES REQUIRED?

If you are attending the monthly general meeting or formal board meeting in person, please wear your badge to allow fellow members to identify you. For our less formal, smaller audience forums, such as the Wednesday night Fly Tying Forum or the outdoor fly casting activities, wearing your badge is not a requirement. Remember, a Sunshine committee member will still be on the lookout if you are not wearing your badge.

WHAT IF I CAN'T FIND MY BADGE?

No storage system is perfect! Please check the storage rack thoroughly to try to locate your badge. If you feel that your badge is lost or misplaced, please email us at:

LongBeachCastingClub.Membership@gmail.com

to get assistance in locating your lost badge or to get a replacement badge. Thanks!

Beginning Spey Casting Classes this Summer!

KEITH O'DONNELL, CO-CAPTAIN

Greetings from the Pond. LBCC will have four beginning Spey casting classes this summer. The class is taught by our very own John Van Derhoof, who is a Master Certified Two-Handed Instructor, **AND** Tom Olson, this year's winner of the Masters Division at **Spey-O-Rama**. Each class is limited to eight students who are new to Spey casting. If there is a space left in one of the classes, a returning caster may fill it.

Session 1

SPEY101— Saturday June 20th 9:00am–11:30am

This will be a general Spey instruction. Learn about rods, lines, line systems, tips and leaders. We will focus on "Sustained Anchor Casts" and how to properly complete a Roll Cast, Double Spey and Snap C/T. These are the basic casts you need to start Spey casting/fishing.

SPEY102— Saturday June 27th 9:00am–11:30am

This will be a general Spey instruction. Learn about rods, lines, line systems, tips and leaders. We will focus on "Touch N Go Casts" and how to properly complete a Switch Cast, Single Spey and Snake Roll Cast.

Session 2

SPEY 101— Saturday July 11th 9:00am–11:30am

This will be a general Spey instruction. Learn about rods, lines, line systems, tips and leaders. We will focus on "Sustained Anchor Casts" and how to properly complete a Roll Cast, Double Spey and Snap C/T. These are the basic casts you need to start casting/fishing.

SPEY102— Saturday July 18th 9:00am–11:30am

This will be a general Spey instruction. Learn about rods, lines, line systems, tips and leaders. We will focus on "Touch N Go Casts" and how to properly



complete a Switch Cast, Single Spey and Snake Roll Cast.

Sign up for either both classes in June or both classes in July. The Club has Spey rods that can be checked out, but please bring your switch rod or Spey rod if you have one. If you need to check out a Club rod, please let me know when you sign up for the class.

Class Signup is Required so please contact Keith O'Donnell at:

kdohighball@gmail.com or (909) 223-9713



LBCC Backcountry Fly Fishing

Backpacking Loop through The Golden Trout Wilderness, June 24-28

JIM GARVEY, MEMBER

Drive to Horseshoe Meadow (10,000 ft.) on Wednesday, June 24 and car camp near the trailhead to help acclimatize and enjoy a group potluck dinner. Thursday, we hike over Trail Pass (+600 ft) into the Golden Trout Wilderness and drop down towards Mulkey Creek and the upper reaches of the South Fork of the Kern River, hiking about seven miles the first day.

The next day we continue down the East Fork to Tunnel Meadow (8,950 ft.) and then turn north up Golden Trout Creek to Big Whitney Meadow, a hiking distance of eight miles or so. On our last Golden Trout Wilderness trip the fishing was excellent the entire length of Golden Trout Creek.

We will spend Friday and Saturday in the Big Whitney Meadow (9,750 ft.) and the Barigan Stringer Creek area, which drains The Rocky Basin Lakes. On the last day (Sunday, June 28) we hike out over Cottonwood Pass (+1,410 ft) back to Horseshoe Meadow, a distance of 7 1/2 miles. The first two-and-a-half miles down from the pass to Horseshoe Meadow are steep, with many switchbacks.

Participants should have multi-day backpacking experience and current equipment, and be in reasonably good condition. Space is limited by permit group size, and \$6.00 is required to cover the permit per person fee.

Contact Jim Garvey at phone: **310-985-0761** or email: jim-garvey@sbcglobal.net to sign up or for any questions you may have.

Fly Tying Tip: Tying in Wire

DAVE BOYER, MEMBER

While I was working with Project Healing Waters the other day, as we tied in our wire for an Elk Hair Caddis rib, one of the participants reminded me: as you tie in the wire, make a hook at the end and then wrap your thread over it. It's an easy way to lock down the wire, so it will not pull out as you put tension on it. This works especially well with smaller-diameter hooks and wire.

Tie your wire in and leave a short section toward the eye (PHOTO #1)...



...then bend over the wire and continue wrapping to the back of the hook (PHOTO #2). I left a small loop in the photo so you can see it bent over. Crimp it down tight to the hook and fully wrap it with thread, or with body materials. Now it will break before pulling off the fly.



Fun Casting Games!

COLIN KUMABE, PAST PRESIDENT

Come to the Pond on June 28, at 10:00 am. We'll have sandwiches for lunch following the games.

All teams will include beginners; there will be no "stacked teams". The games include the following:

- ❖ Spey Cast: cast along a line
- ❖ Fly Cast: cast along a line
- ❖ Spin Cast: cast along a line

You'll need basic casting skills, but the emphasis will be on fun. Coaching and encouraging teammates is required. To confirm your participation and lunch at the event please RSVP by clicking [here](#). Questions? Contact Colin Kumabe at ctkumabe@gmail.com

Long Beach Casting Club New Members

TONY DYCKS & SHAWN FIFE,
CO-MEMBERSHIP SECRETARY

The Board of Directors approved these new members at the last Board meeting:

- ❖ Kurt Kaufman of Redondo Beach
- ❖ Doug Thompson of Huntington Beach
- ❖ Chris Baldwin of Fullerton
- ❖ Kevin Marchael of Long Beach
- ❖ Steven Seavey of Huntington Beach
- ❖ Gary Reynolds of Long Beach
- ❖ John Gleason of Rancho Santa Margarita

Please greet and welcome all of our new members at the Club's monthly meetings. Here's wishing them a lifetime of healthy hatches and tight lines.

Members: if you see visitors at Club meetings, let's make them feel welcome and inform them of the activities we have to offer!



Merit Badge: Instructors Needed

KATHY WAHL, MEMBER

On behalf of the Long Beach Sea Base, the Club will be teaching the Fly-Fishing Merit Badge. We need volunteers to teach Boy Scouts about this wonderful sport.

The two separate sessions will be:

- ❖ July 13–15 (8:45 am–12:00 pm), July 16 (El Dorado Park 7:30–11:30 am)
- ❖ July 27–29 (8:45 am–12:00 pm), July 30 (El Dorado Park 7:30–11:30 am)

The first three days will be at the Clubhouse, with fly fishing at El Dorado Park on the final day. Subjects include Safety and First Aid, Fly Tying, Equipment, Regulations, Leave No Trace, Casting and Fly Fishing at El Dorado Park.

For more details, please contact Kathy Wahl at [714-721-3022](tel:714-721-3022) or email at scoutscaimom@gmail.com.



California Heritage Trout Challenge

Challenging all Anglers, Young and Old!

BOB MAYFIELD, PAST PRESIDENT

You may have heard of the California Heritage Trout Challenge (CA HTC). Long Beach Casting Club had a Heritage Trout outing to the San Gabriel River in early February, and another outing to the Kern River in March, in search of the Kern River rainbow trout.

We have more outings planned for the first half of 2026. Join us; it will be a great way to start off the new year.

- ❖ **Eagle Lake Rainbow Trout:** May 29–31, Eagle Lake (Above Susanville). You'll need a float tube or kayak. Drive up to Eagle Lake May 29, fish 30th and 1/2 day 31st, then off to Walker River.

- ❖ **Lahontan Cutthroat Trout:** May 31 to June 1. We will fish Wolf Creek above the Marine Corps Mountain Training Center. Afterward, we will camp or stay in a hotel on the night of the 31st. After we're done with that, we will fish Wolf Creek the 31st, and also the 1st if necessary.

- ❖ **California Golden Trout:** June 12-13, Fish Creek. This will be a walk and wade trip; we will fish Friday afternoon and Saturday morning, then go to Clicks Creek. If Sherman Pass is not open, we'll go the long way around.

- ❖ **Little Kern Golden Trout:** June 13-14, Clicks Creek. Hike in to Clicks Creek.

OTHER HERITAGE TROUT:

- ❖ **McCloud River Redband**
- ❖ **Goose Lake Redband Trout**
- ❖ **Warner Lakes Redband**
- ❖ **Coastal Cutthroat Trout**
- ❖ **Paute Cutthroat Trout**

2026-27 SPFA Hosted Trip Calendar			
Inquiries: kksdfa@gmail.com or 714.475.4529			
Destination	Missoula, Montana	Bighorn River, Montana	Argentina: Golden Dorado
Dates	April 6-11 <i>Wait list only</i>	July 26-August 1 <i>Wait list only</i>	November 30-December 5 <i>5 spots</i>
Duration & Cost	5 nights/4 days of fishing: \$2,400	6 nights/5 days of fishing: \$3,500	5 nights/4 days of fishing: \$3,500
Inclusions	5-night accommodation: 2 anglers per 2-bedroom unit with a kitchen, living room, and bathroom, 4 days of guided fishing, boat lunch, flies	6-night accommodation, 5 days of guided fishing, all meals & nonalcoholic beverages, airport transfers, flies	5-night accommodation, 4 days of guided fishing, all meals & beverages, fishing license, Wi-Fi
Exclusions	Flights, airport transfers, meals & beverages, fishing license, guide gratuities	Flights, fishing license, guide & staff gratuities, alcoholic beverages	International flight to Buenos Aires, transfers to the lodge extra, additional lodging & meals before or after, guide & staff gratuities, flies
Highlights	Floating Bitterroot, Clark Fork, and Blackfoot, targeting Skwala hatch	Targeting summer hatches which may include PMDs, Black and Tan Caddis, Yellow Sallies, Hoppers, etc.	Conveniently located at the confluence of Rio Parana & Rio Corriente, anglers have access to both boat and wade fishing opportunities
Destination	Argentina: Northern Patagonia (rev)	Argentina: Sea-Runs on Rio Gallegos	Christmas Island
Dates	December 7-14 <i>6 spots</i>	March 6 – 13, 2027 <i>4 spots</i>	June 15 – 22, 2027 <i>6 spots</i>
Duration & Cost	7 nights/6 days of fishing: \$7,600	7 nights/6 days of fishing: \$7,600 (2026 rate) if 50% deposit is received by 4/20/26	7 nights/6 days of fishing: TBD (\$4380 is the 2026 rate)
Inclusions	7-night accommodation, 6 days of guided fishing, all meals & beverages, ground transportations, private water fees, fishing license, flies, Wi-Fi	7-night accommodation single occupancy, 6 days of guided fishing, all meals & beverages, airport transfer from Rio Gallegos airport, fishing license, laundry, Wi-Fi	7-night accommodation single occupancy, 6 days of guided fishing-1 guide per angler, all meals, airport transfers, Wi-Fi, laundry
Exclusions	International & domestic flights, guide & staff gratuities, additional lodging, meals & transportation before or after	International & domestic flights, guide & staff gratuities, additional lodging, meals & transportation before or after, flies	Honolulu and international flights, guide & staff gratuities, beverages, fishing license, flies
Highlights	Two lodge program to experience diverse watershed: 4 nights in an expansive Patagonian estancia with access to prime private waters, and 3 nights in a quaint traditional estancia with access to Northern Patagonia's most iconic rivers	Private access to 95km of Rio Gallegos for Sea-Run Browns within the boundaries of one of the biggest Estancias in Patagonia and 20 km of spring creeks for resident Browns eager to take big terrestrials and mouse patterns. Sea-Runs are best fished with 2-handed rods	Wade fishing the endless flats for bonefish, Giant Trevallies, and Trigger Fish, and more. Having a guide to yourself who carries your GT rod ready to go at any moment makes a huge difference in having a legitimate shot at the King of the Flats.

Important: Unless noted otherwise, all prices quoted above are based on two anglers sharing a room and a guide

Conservation Corner: Fisheries Resource Volunteer Corps

KATHLEEN WAHL, MEMBER

I had the pleasure of participating in four stream patrols with the Fisheries Resource Volunteer Corps (FRVC). These patrols are performed by two or more FRVC volunteers to provide high visibility to visitors, to let them know that the streams are being monitored and protected. The primary mission of Fisheries Resource Volunteer Corps is to protect and monitor 16 wild trout streams and rivers in the Angeles and San Bernardino National Forests.

Some of the patrol tasks included:

- ❖ Greeting and educating guests and providing information about fire prevention, mining operations, and Leave No Trace principals.
- ❖ Collection of surveys from angler boxes.
- ❖ Removing graffiti, man-made dams and fire pits.
- ❖ Documentation of the type of trash, and removal of 300 pounds from the East Fork of the San Gabriel River.



Being a retired Environmental Health and Safety scientist from the California Environmental Protection Agency, my interest is inherent. The other benefits of participation include: 1) Meeting hard-working volunteers who want to protect the local streams and 2) Scoping out secret fishing locations that we would not know about outside of volunteering with FRVC.

The FRVC awards volunteers who complete a certain number of hours or patrols. In less than eight weeks from finishing the initial training, LBCC member Albert Hong completed his sixth patrol, earning an FRVC T-shirt. He is now on his way to completing 100 hours and earning an FRVC hat. Congratulations!

To learn more, please visit www.frv.org.

On the Pond in April

MARK KOCSIS, CASTING COMMITTEE
CHAIR & CO-CAPTAIN

On April 12, we held two classes at the Pond. In the morning we held a double-haul class, and despite the day starting with rain we had eight or ten students, about half of whom were non-members. We also had a brief teaching workshop while waiting on people to show up (thanks, Joe Libeu!). On the second Sunday class in the afternoon we had about ten students, none of whom were Club members. So in total we had upward of a dozen new people come by and see the Clubhouse and Pond, spend some time with the instructors and coaches and improve (or begin) their fly casting. A good day!

The instructors would like to encourage everyone to come by a class or to our open casting sessions (see the calendar). We can help tune up your casting stroke or introduce you to target casting. It will improve your fishing, and you'll get to show off that fancy reel to people who can appreciate it. See you soon!

Fall River Trip, May 26-30

MARC BONVOULOIR, MEMBER

For the sixth consecutive year, LBCC will fish the largest spring creek west of the Rockies: Fall River. More like a river than a creek, this spectacular water is located an hour northeast of Redding in the shadow of beautiful Mount Shasta. The Fall River is a 21-mile-long tributary to the Pit River. It is a designated Heritage and Wild Trout Stream. The cool clear waters of this world-class spring creek are fished from boats casting 30–40 feet downstream, with big dries or nymph rigs tempting large rainbows along the bottom.



WHEN: May 26–May 30. Arrive Tuesday, depart Saturday. 4 nights

WHERE: Circle 7 Ranch. Visit <https://www.theflyshop.com/adventures/circle7.html> to see this incredible location on the river. There are five homes on the ranch. We'll have the entire White House set up for eight members. It's the largest home on the ranch.

WHAT: With four bedrooms and 2.5 baths, the White House has ample room for eight members to spread out and fish all they want. Amenities include satellite TV, wi-fi, central air and sundeck with barbecue. Rental boats are available each day. We will be guided the first day (Wednesday) on the nuances of fishing from boats on a spring creek. The Fly Shop in Redding will supply four guides. Early June has major hatches of mayflies and, if we're lucky, the largest mayfly hatch, Hexagenia, will have us casting size-8 dries to ravenous fish!



PACKAGE: **\$866.44** per member includes four nights' accommodations, shared guide for full day on Wednesday, shared rental boat for two days Thursday and Friday. This price is \$1 more than last year. \$466.44 is due on March 20, payable to LBCC. \$400.00 is due April 20, payable to LBCC.

DINNERS: Each member will have a partner to fish with, as well as to cook with for the group of eight. At the pre-trip meeting, we will determine the meal each twosome will cook on each night. The pre-trip meeting will be May 16 at 9:00 am at the Club. Look for updates to follow. Groceries may be bought at Safeway in the town of Burney, about 20 miles before you get to the ranch. Lunch on Wednesday will be provided by the guide. Breakfast and all other lunches are on your own.

NOTES: Drive time from Los Angeles is 9.5 hours. Other locations to fish include Hat Creek, Pit River, Baum Lake and McCloud River.

NOTIFICATION: If you want to go on this trip you must let me know right away. Space is limited to eight members and I will be putting together a wait list. Phone/email: **213-369-9525**, mrmlb21@gmail.com.

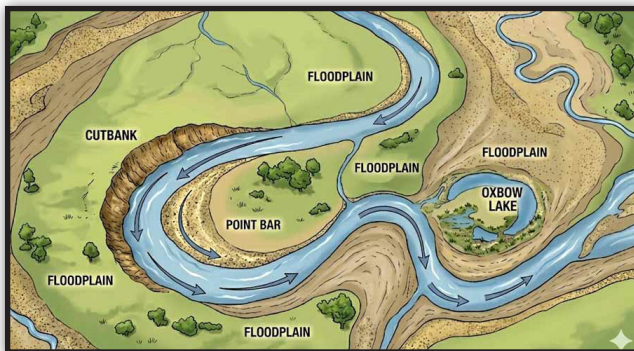
The Fly Shop

Cutbanks, Point Bars and Thalwegs

TONY DAUS, PRESIDENT

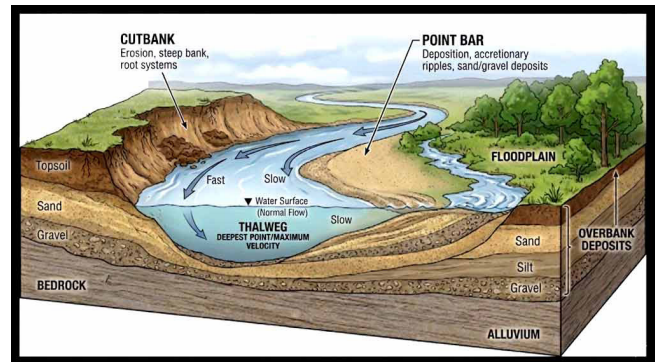
I have always been fascinated by rivers and streams. On cross-country plane trips, I typically get a window seat, so I can look out the window as we cross interesting features and landforms created by flowing water. Understanding the shape of rivers, and some of the features formed by rivers, helps us as fishermen to better locate trout and sound a little bit nerdy (a good thing, right?). And we are in good company: Albert Einstein's son, Hans Albert, was one of the foremost hydrologists of his time, and developed a series of equations to describe how sediment is transported in a river.

Rivers like the Lower Owens, which meander through large meadows, form distinctive shapes within the floodplain that include the cutbank, where the river is actively eroding the floodplain and the current is faster. Opposite the cutbank is the point bar, where the river is slower and is actively depositing or accreting sediment. As meanders get larger and more “loopy”, the river often carves a new channel, decreasing the length of the river (a balance between sediment transport and conservation of energy). Gradually the river assumes this new channel, creating an oxbow lake.




If a cross section is drawn through the river, bisecting one of the meanders, the river’s “thalweg” can be found by locating the deepest part of the channel. A thalweg can be mapped by creating a series of

cross sections and joining those points placed on the deepest part of the streambed. This also marks the location of the highest stream velocity. Identifying the thalweg is an important element in reading a river since it is the location of the deepest and fastest flow. Sometimes there is no distinctive thalweg, such as in a long riffle or rock garden.



There is an easy way to identify the thalweg in a river. It typically lies immediately adjacent to the foam line that forms in the boundary between the fastest current and the adjacent slower water (seam). These well-oxygenated foam lines are conveyor belts for trout food; hence the old saying “foam is home”. There can still be a seam without a foam line. Look for a distinctive change in current speed.



Fly of the Month: Green River Trio

JOHN VAN DERHOOF; PAST PREZ & NE'ER-DO-WELL


Last month I talked about my most recent trip to the Green but the one thing I did not really do—at least as author of “THE **FLY** OF THE MONTH”—was discuss in any detail the flies used. Now a couple of years back (April, 2024) I did write about my favorite dry fly: Rene Harrop’s Last Chance Cripple which was this years—and last’s—dry fly of the trip. But no real info about the subsurface stuff. Until now...

One thing I have come to understand these last six or seven years is that the entire idea of what will work changes year to year. Before then many of my "go to" flies were more than sufficient—the Zebra Midge, Upright BWO and yes, my venerable Halo all worked like a charm year after year. Over time they became less effective, which I chalk up to the fish's familiarity with these patterns and similar flies. But 2025 and 2026 changed all of that. In two years my two guides used a grand total of six flies with success. The three I am going to show this month were the most successful, and were used both years. They are: a Green Perdigon-style nymph, a copper-bead and wire Zebra Midge; and a gray-on-gray Soft Hackle.

With many of the flies I present, I provide materials options. This time I am only providing one, except for the tail of the Green Perdigon and the hackle color on the Softie. The materials are simple and straightforward, and for a BWO hatch that often includes some midges early in the morning, these flies and their colors work. Also, you should take note of the location of the flies on your rig. If this is a two-fly rig, a soft hackle on the bottom with a nymph on top is great. Once the BWO nymphs start ascending, you should consider flipping the arrangement as the Softie is a better representative of an emerging mayfly. If there are midges showing in the morning, put the Copper Zebra on the bottom and the Olive nymph on top. And, of course, the most important part is to have fun!

MATERIALS FOR TYING THE GREEN PERDIGON

Hook: Tiemco 3761 (1XL); #18 to #20
 Bead: Copper; 2mm
 Thread: MM 72d; olive dun
 Tail: Coq de Leon or wood duck flank
 Body: Polish Quill; green
 Thorax: BRF Zelon Dubbing; Baetis
 Hot Spot: Thread; red



GREEN
PERDIGON

MATERIALS FOR TYING THE COPPER ZEBRA MIDGE

Hook: Tiemco 3761 (1XL); #18 to #20
 Bead: Copper; 2mm
 Thread: 72d; black (wine is an option)
 Body: Thread
 Ribbing: Ultra Wire; small copper
 Thorax: BRF Zelon Dubbing; Baetis
 Hot Spot: Thread; red



COPPER
ZEBRA
MIDGE

MATERIALS FOR TYING THE GRAY SOFTIE

Hook: Tiemco 3769 (Std); size #18
 Thread: MM 72d; olive dun
 Body: Muskrat dubbing; gray
 Hackle: Whiting hen; various shades of dun
 Head: Thread

INSTRUCTIONS FOR TYING ALL OF THEM!

Green Perdigon — Install a copper bead onto the hook and place it into your vise. One note, since I use these on a drop-shot rig with plenty of weight, I do not need a tungsten bead. Attach your thread to the hook and wind down to the bend. Select four to six barbs of Coq de Leon or wood duck and tie them in as the tail. They should be the length of the shank.

2. Select a barb from a package of Green Polish Quills. These are the stripped and dyed barbs from the eye of a peacock tail feather. What you won't note from reading the package is that the color "Green" is actually fluorescent. Tie the barb in by the tip, with the light edge of the barb forward, and wind edge-to-edge to the thorax. Apply a coat of Solarez Bone Dry, and hit it with a UV light. For additional toughness you can apply a coat of Zap-A-Gap Medium CA on the hook before winding. Don't put UV resin down on the shank—since it will be covered, it won't see the UV light and will never cure!
3. Whip finish and switch over to red thread. Select a small amount of dubbing and apply it to your thread, and then make a few winds of the dubbing right up against the bead. Make a few turns of red thread as a hot spot, whip finish and you're done!

Copper Zebra — Install a copper bead onto the hook and place it into your vise. Again, on a drop-shot rig you won't need a tungsten bead. Attach thread to the hook, by the bead. Tie in a length of copper wire next to the bead, low and on the far side of the hook, and extending beyond the bend. I often insert the tag end of the wire



into the bead to keep it from moving. Now wind your thread very smoothly down the shank to the bend, and then back to the thorax. This is your body, so keep it smooth!

2. Wind the copper ribbing forward with evenly-spaced turns and tie it off next to the bead, and whip finish. Switch over to your hot-spot thread color and apply a small amount of dubbing to your new thread color. Wind a thorax up against the bead and whip finish, creating a hot spot between the thorax and the bead. Whip finish again and tie it on your rig!

Gray Softie — No bead for this one, so go ahead and place your hook in the vise. Now attach your thread and wind down to the bend of the hook. Apply your dubbing to your thread, and wind forward to not quite the head space.

2. Pick out an appropriately-sized hen hackle (the barbs should extend almost to the end of the body) and stroke the barbs out so they are perpendicular to the shaft. Tie in the feather and carefully wind about two or three turns. As you wind, stroke the barbs back towards the hook bend, doing so carefully so as not to break the fragile rachis near the tip. Tie off the hackle with three turns of thread and whip finish.

Now, here's the hard part: select which of the three patterns you want to use and go fishin'.



Calendar of Events

June

1	Monday	9:00 AM 6:30 PM	Project Healing Waters at LBCC Board of Directors Meeting Heritage Trout Wolf Creek w/ Bob Mayfield
2	Tuesday	7:00 PM	Tuesday Night Club Cast Rod Building Session #3
3	Wednesday	7:00 PM	Fly Tying Forum
4	Thursday	7:00 PM	Project Healing Waters Evening Meeting
6	Saturday	8:00 AM	Club Spey Cast
7	Sunday	9:00 AM 11:00 AM	Open and Target Casting Sunday Women's Casting Clinic
8	Monday	9:00 AM	Project Healing Waters at LBCC
9	Tuesday	7:00 PM	Tuesday Night Club Cast Rod Building Session #4
10	Wednesday	7:00 PM	Fly Tying Forum Pre-Trip: Golden Trout Wilderness Trip w/ Jim Garvey
11	Thursday	7:00 PM	Project Healing Waters Evening Meeting
11-14			Fly Fishers International Casting Certification
12-14	Weekend		Heritage Trout Fish Creek, Clicks Creek w/ Bob Mayfield
13	Saturday	8:00 AM	Club Spey Cast
14	Sunday	9:00 AM 1:00 PM	Open and Target Casting Monthly Casting Lessons
15	Monday	9:00 AM	Project Healing Waters at LBCC
16	Tuesday	7:00 PM	Tuesday Night Club Cast Rod Building Session #5
17	Wednesday	7:00 PM	Fly Tying Forum
18	Thursday	7:00 PM	Project Healing Waters Evening Meeting
20	Saturday	9:00 AM 12:00 PM	Spey 101 Class Club Spey Cast
21	Sunday	9:00 AM	Open and Target Casting
22	Monday	9:00 AM	Project Healing Waters at LBCC
23	Tuesday	7:00 PM	Tuesday Night Club Cast Rod Building Session #6
24	Wednesday	7:00 PM	Fly Tying Forum
24-28	Week		Golden Trout Wilderness Backpack Trip w/ Jim Garvey
25	Thursday	7:00 PM	Monthly Meeting: Al Quatrocchi (Al "Q")
27	Saturday	9:00 AM 11:30 AM 12:00 PM	Spey 102 Class Pre-Trip, Brookie Bash w/ Armando Palomares Club Spey Cast
28	Sunday	9:00 AM	Fun Casting Games
29	Thursday	7:00 PM	Project Healing Waters Evening Meeting
30	Tuesday	7:00 PM	Tuesday Night Club Cast Rod Building Session #7

Calendar of Events Cont'd.

July



1	Wednesday	7:00 PM	Fly Tying Forum
2	Thursday	7:00 PM	Project Healing Waters Evening Meeting
4	Saturday	8:00 AM	Club Spey Cast
5	Sunday	9:00 AM	Open and Target Casting
		11:00 AM	Sunday Women's Casting Clinic
6	Monday	9:00 AM	Project Healing Waters at LBCC
		6:30 PM	Board of Directors Meeting
7	Tuesday	7:00 PM	Tuesday Night Club Cast
8	Wednesday	7:00 PM	Fly Tying Forum
9	Thursday	7:00 PM	Project Healing Waters Evening Meeting
10-12	Weekend		Brookie Bash w/ Armando Palomares
10	Friday		Brookie Bash Tenkara Event w/ Cecil O'Dell
11	Saturday	9:00 AM	Spey 101 Class
		12:00 PM	Club Spey Cast
12	Sunday	9:00 AM	Open and Target Casting
		1:00 PM	Monthly Casting Lessons
13-16	Week		Boy Scouts Fly-Fishing Merit Badge
14	Tuesday	7:00 PM	Tuesday Night Club Cast
15	Wednesday	7:00 PM	Fly Tying Forum
16	Thursday	7:00 PM	Project Healing Waters Evening Meeting
18	Saturday	9:00 AM	Spey 102 Class
		12:00 PM	Club Spey Cast
19	Sunday	9:00 AM	Open and Target Casting
21	Tuesday	7:00 PM	Tuesday Night Club Cast
22	Wednesday	7:00 PM	Fly Tying Forum
23	Thursday	7:00 PM	Project Healing Waters Evening Meeting
25	Saturday	8:00 AM	Club Spey Cast
26	Sunday	9:00 AM	Open and Target Casting
27-30	Week		Boy Scouts Fly-Fishing Merit Badge
28	Tuesday	7:00 PM	Tuesday Night Club Cast
29	Wednesday	7:00 PM	Fly Tying Forum
30	Thursday	7:00 PM	Monthly Meeting: Robert Blankenship, Trout Unlimited

Calendar of Events Cont'd.

August

1	Saturday	8:00 AM	Club Spey Cast
2	Sunday	9:00 AM	Open and Target Casting
		11:00 AM	Sunday Women's Casting Clinic
3	Monday	9:00 AM	Project Healing Waters at LBCC
		6:30 PM	Board of Directors Meeting
4	Tuesday	7:00 PM	Tuesday Night Club Cast
5	Wednesday	7:00 PM	Fly Tying Forum
6	Thursday	7:00 PM	Project Healing Waters Evening Meeting
8	Saturday	8:00 AM	Club Spey Cast
		9:00 AM	Teach the Teacher, Part One
9	Sunday	9:00 AM	Open and Target Casting
		1:00 PM	Monthly Casting Lessons
10	Monday	9:00 AM	Project Healing Waters at LBCC
11	Tuesday	7:00 PM	Tuesday Night Club Cast
12	Wednesday	7:00 PM	Fly Tying Forum
13	Thursday	7:00 PM	Project Healing Waters Evening Meeting
15	Saturday		Yards & Inches w/ Mick Woodbury
		8:00 AM	Club Spey Cast
		9:00 AM	Teach the Teacher, Part Two
16	Sunday	9:00 AM	Open and Target Casting
18	Tuesday	7:00 PM	Tuesday Night Club Cast
19	Wednesday	7:00 PM	Fly Tying Forum
20	Thursday	7:00 PM	Project Healing Waters Evening Meeting
22	Saturday	8:00 AM	Club Spey Cast
23	Sunday	9:00 AM	Open and Target Casting
24	Monday	9:00 AM	Project Healing Waters at LBCC
25	Tuesday	7:00 PM	Tuesday Night Club Cast
26	Wednesday	7:00 PM	Fly Tying Forum
27	Thursday	7:00 PM	Monthly Meeting: George Revel, Fly Fishing for Stripers in Surf
29	Saturday	8:00 AM	Club Spey Cast
30	Sunday	9:00 AM	Open and Target Casting
31	Monday	9:00 AM	Project Healing Waters at LBCC



For *June 2026*, our club's monthly special 20% discount will be set on the Aventik website.

<https://aventiksports.com/collections/club-special>

It covers 10 products from fly fishing reel, fly tying vise and some accessories. Detailed info seeing following:

1. Spring Creek Fly Rod
2. HeritageTrout Fly Fishing Rod
3. Double Hand Switch Rod
4. IM12 Nano Nymph Fly Rod
5. IM12 Fast Action Switch Fly Rod
6. AERO Fly Fishing Reel
7. CNC Machined Click Stop Fly Fishing Reel
8. Semi-Automatic Fly Fishing Reel
9. 081 Colorado Fly Tying Vise
10. Floating Fishing Net



Whether you're looking for the latest fishing gear or accessories, this is the perfect time to upgrade your collection. Free shipping on orders over \$50, click through our website to add new items to your fishing equipment collection.

Easy shopping, quality assurance, worry-free after-sales!




WWW.OLDMOEGUIDESERVICE.COM • 435-885-3342



 **hotel CURRENT**
WAYNE NAGEL
Hotel Manager
d 562.597.1341 x401
f 562.597.5171
wayne@hotelcurrent.com
5325 e. pacific coast hwy
long beach, ca 90804
www.hotelcurrent.com



JUNKYARD SPEY



www.redshedflyshop.com


**SIERRA
PACIFIC**
FISHING ADVENTURES
YOUR FLY FISHING DESTINATION
& RESORT OUTFITTER
FLY FISHING EXCURSIONS • CLASSES
PRIVATE INSTRUCTIONS
(310) 749-6771
3901 Brayton Ave., - Long Beach, CA 90807 - www.spfadventures.com