

Inside

- ❖ Fly of the Month: Hendrickson
- ❖ Club Trips for 2026
- ❖ Three Month Calendar

Highlights

- Page 3: Long Beach Casting Club's Annual General Meeting
- Page 5: Southwest Council FFI's FlyBuy is Coming!
- Page 7: 2026 Southwestern Tournament Results

Target Talk

NEWSLETTER OF THE LONG BEACH CASTING CLUB, ESTABLISHED 1925

APRIL 2026

WWW.LONGBEACHCASTINGCLUB.NET

Leader's Line...

Passing the Torch to Future Leaders and to Future Volunteers at Long Beach Casting Club

TOM OLSON, PRESIDENT

I'll be stepping down from the Long Beach Casting Club presidency in April and passing the torch to the elected Board members for 2026–2027. I want to thank everyone for the 110% support I've had for the last two years on every decision, large and small, and all the members who volunteered to make these years so successful.

I will admit I never wanted to be president. I loved being the Spey captain, but with the encouragement of several Board members, I took a big leap to take on the responsibility and I've enjoyed every step of the way!

When I decided to put my name in the hat, I told myself I was going to have fun, and my goal was to be a "positive president". I believe if you set an example of being positive, you grow positive attitudes through positive relationships, and we all accomplish much more.

I also believe in teamwork; I've written about it in this column, and the teamwork at LBCC has been phenomenal. The Board members I've had the pleasure of working with the last two years have all been team players. All the committees I've overseen have worked together to bring monumental changes and historic events to the Club.

In the last two years, with the help of talented members, we went live with the LBCC Website, celebrated our

100-year anniversary, and upgraded our audio and visual sound system for everyone to enjoy our programs. Our casting tournaments (US Open, Spey and Southwestern) were extremely successful. Rod building, fly tying, Club trips and casting programs are true to the Club's charter of teaching and helping everyone to learn about the world of fly fishing.

The Long Beach Casting Club is thriving; it's a positive and friendly environment in our remarkable facilities. The Club calendar has something for everyone, every week of the year.

It has been an honor to be president and to work with all of you to make us one of the most respected clubs in the nation. I hope I have inspired members to step forward to maintain the momentum of our programs by volunteering, as we move into the future.



Club Trips for 2026

ANDREW FAIRBANKS, 2ND VICE PRESIDENT

TRIP DATE	TRIP & LEADER
Mar 27–29	Heritage Trout Kern River w/ Bob Mayfield.
April 26–May 1	Green River Trip #1 w/ Andrew Fairbanks.
May 1–3.	Heritage Trout Fish Creek & Clicks Creek w/ Bob Mayfield.
May 3–8	Green River Trip #2 w/ Colin Kumabe.
May 26–30	Fall River Trip w/M. Bonvouloir. Pre-Trip May 16, 9:00 am.
May 29–June 1	Heritage Trout Eagle Lake & Wolf Creek w/ Bob Mayfield.
July 10–12	Brookie Bash 2026 w/ Armando Palomares, Pre-Trip TBD.
July 10 Aug 15	Tenkara Event at Brookie Bash w/ Cecil O'Dell. Yards and Inches w/Mick Woodbury, Pre-Trip TBD.
Sept 30-Oct 4	Crowley Lake trip w/ Steve Timm. Pre-trip Sept 19, 9:00am

Trip locations, dates and pre-trips change, so monitor Target Talk or the web calendar for the latest information. Deposits for trips which are "double occupancy", and require deposits in advance, are non-refundable. If you cancel, your deposit will only be refunded if a Club member replaces you.

If you would like to be a streamkeeper and need help organizing a Club trip, or if you have suggestions for a Club trip or any questions, please email me at: andrewfairbanks7@gmail.com



OFFICERS

PRESIDENT

TOM OLSON

1ST VICE PRESIDENT

TONY DAUS

2ND VICE PRESIDENT

ANDREW FAIRBANKS

CO-CAPTAINS

MARK FLO

KEITH O'DONNELL

MEMBERSHIP SECRETARY

SHAWN FIFE

TREASURER

ED ALVARADO

RECORDING SECRETARY

RICK MORI

FACILITIES DIRECTOR

PETER HARDASH

SENIOR DIRECTOR

STEVE JONES

JUNIOR DIRECTOR

BOB MAYFIELD



TARGET TALK EDITOR

ROB PETERSON

LBCC Annual General Meeting

04/09/2026, 7:00 pm
at the Clubhouse

RICK MORI, CORRESPONDING SECRETARY

The Board of Directors of the Long Beach Casting Club hereby notifies its members that the following items will be presented for a vote at the Thursday, April 9, 2026 Annual General Meeting at 7:00 pm at the Clubhouse. **Note:** members must have a current membership and must be present to vote.

ELECTION OF 2026-2027 BOARD OF DIRECTORS

The Board will ask for a vote on the 2026-2027 Board of Directors from the following nominees selected by this year's **Nominating Committee***, and other nominees identified at the meeting in accordance with the Constitution & Bylaws. The current nominees are:

PRESIDENT:	Tony Daus
1 ST VICE PRESIDENT:	Tae Kim
2 ND VICE PRESIDENT:	Andrew Fairbanks
RECORDING SECRETARY:	Rick Mori
MEMBERSHIP SECRETARY:	Tony Dycks
TREASURER:	Ed Alvarado
CO-CAPTAINS:	Mark Kocsis & Keith O'Donnell
FACILITIES DIRECTOR:	Peter Hardash
JUNIOR DIRECTOR:	Tom Olson
SENIOR DIRECTOR:	Bob Mayfield

*LBCC NOMINATING COMMITTEE

- ❖ Rick Hilles (Chair), Past President
- ❖ Colin Kumabe, Past President
- ❖ Shirley Sakaguchi
- ❖ Wayne Sakaguchi
- ❖ Cecil O'Dell, Member at Large

NOMINATIONS FOR LIFETIME MEMBERSHIP

The Board will ask members to vote on the following lifetime memberships:

- ❖ **Joe Gustaff (LBCC Accountant):** donated accounting services for many years.
- ❖ **Rob Peterson (Target Talk Editor):** donation of significant time and writing expertise.
- ❖ **Shirley and Wayne Sakaguchi:** years and years of volunteering and making LBCC a success.
- ❖ **Tony Stellar:** significant donations of fly fishing equipment to the Club.

REVISED CONSTITUTION & BYLAWS

The Board will ask members to vote on an updated 2026 Constitution & Bylaws rewrite/revision being proposed at this year's Annual General Meeting. The Club's Constitution & Bylaws have been pieced together over the years, so a committee was formed to update the document from beginning to end to make it clear, concise and relevant to today and the future. The Board of Directors unanimously approved the revisions because they will help us to run and manage the Club more efficiently.

A SUMMARY OF THE PROPOSED CHANGES:

[LBCC Constitution & Bylaws Revision Summary_20260302](#)

PROPOSED LBCC CONSTITUTION & BYLAWS:

[LBCC Constitution & Bylaws Proposed_20260302](#)

The current LBCC Constitution & Bylaws dated 4/3/2025 is on our new website. Click on the below link (you may need to sign in):

[Members Only—Club Administration Roster](#)

Here is a direct link to the Bylaws:

[LBCC-Constitution-Bylaws-Final-Approved-20250403.pdf](#)

"Annual General Meeting"... Cont'd on page 5

Fly Tying Forum: This Month's Schedule

MATT MURDOUGH, MEMBER

Welcome to the April edition of the Tying Forum, especially to all the new graduates of the Beginner Tying Class!

Joe Libeu is up first this month with a class on using versatile cul de canard (CDC) for dry flies.



CDC CADDIS

Cecil O'Dell is up next with a well-known Atlantic Salmon hairwing from Eastern Canada: the Rusty Rat. According to salmon fly historian Joseph Bates, the Rusty Rat was first tied by Restigouche River tier J. Clovis Arseneault in 1949. The fly was a copy of a heavily-worn Black Rat Bucktail that had landed a 41-pound salmon the previous day for Mr. Joseph Pulitzer II (son of the famous Pulitzer Prize endower). The new pattern quickly became one of the most successful Canadian salmon flies of all time, and is still popular today.



RUSTY RAT

John Van Derhoof will join us mid-month with a style of dry fly known as a "hackle stacker." These flies are particularly effective for those PhD trout sipping BWOs and PMDs in heavily-fished waters.



LAST CHANCE STACKER
BLUE-WINGED OLIVE

Colin Kumabe will wrap things up this month with a saltwater pattern: Doug's Ghost Minnow.

Anyone is welcome to join our regular sessions at 7:00 pm every Wednesday, regardless of tying experience. If you would like to join us, please email Shirley Sakaguchi (sakagusc@gmail.com) so that you can be added to the Forum email list. Shirley sends out pattern sheets for the flies covered in the coming month, and Matt Murdough will provide materials for anyone in the class who needs them.

Anyone interested in leading a tying session should reach out to Matt (mmroaringbrook@gmail.com) to get on the schedule. If you have a pattern you want to learn, please let us know; we likely have someone in the Club who can demonstrate it for us. Looking forward to seeing some new faces at the Forum!

DATE	GENRE: PATTERN	INSTRUCTOR
4/01/26	Dry Flies: Tying with CDC	Joe Libeu
4/08/26	Atlantic Salmon Hairwings: Rusty Rat	Cecil O'Dell
4/15/26	Dry Flies: Hackle Stackers	John Van Derhoof
4/22/26	Open tying class	
4/29/26	Saltwater: Doug's Ghost Minnow	Colin Kumabe

"Annual General Meeting"... Cont'd from page 3

NOTES:

1) Per Article VIII, Section 5: After the members have been advised of the ticket nominated as above, any ten (10) members in good standing may nominate other candidates for the same office or offices from the floor at the Annual Meeting. Such nominations shall be made in writing and be signed by said and delivered to the Recording Secretary before the election. The name(s) of any candidate or candidates so nominated from the floor shall be written on the ballot, and shall be voted on at the Annual Meeting.

2) Due to the Annual General Meeting, there will be no monthly meeting at the end of the month in April.

"I encourage you to read the proposed document and attend the meeting to show your support for the Club and the Board."

Tom Olson, LBCC President
tom.olson.lbcc@gmail.com

Long Beach Casting Club New Members

SHAWN FIFE, MEMBERSHIP SECRETARY

The Board of Directors approved these new members at the last Board meeting:

- ❖ Edward St John of Mission Viejo
- ❖ Brad Cleaves of Phoenix, Arizona
- ❖ John Walker of Long Beach
- ❖ Charles Hoon of Norco

Please greet and welcome all of our new members at the Club's monthly meetings. Here's wishing them a lifetime of healthy hatches and tight lines.

Members: if you see visitors at Club meetings, let's make them feel welcome and inform them of the activities we have to offer!

FlyBuy Is Coming!

Catch the Fun on Saturday April 11, 2026 at 9:00 am!

Mark your calendars for the Southwest Council's FlyBuy on Saturday, April 11, 2026, at the Long Beach Casting Club! This fun event features talented fly tiers showcasing their skills, a large garage sale, various vendors, tasty food, raffles and more. Casting lessons, demonstrations and games will be available throughout the day.

LBCC Members can attend the Garage Sale, fly tying and other demonstrations without paying the entry fee, but you must pay for lunch. Please consider purchasing something from their Garage Sale to support the Southwest Council, or by donating \$20 towards their entry fee. The Southwest Council promotes fly fishing for all ages and needs our support.

Location: Long Beach Casting Club, 5201 E. 7th Street, Long Beach, CA

Hours: 9:00 am to 3:00 pm (Garage Sale begins at 10:00 am)

Admission: adults \$20.00 (includes lunch and a soft drink). Kids 16 and under get in free.



Conservation Corner

Long Beach Casting Club Conservation Opportunities

BOB MAYFIELD, PAST PRESIDENT

Since our last Target Talk, we've participated in two meaningful conservation events.

The first was a dinner hosted by Trout Unlimited, focused on recruiting volunteers to assist with drone surveys of the LA River. These surveys take place after rainfall events to monitor fish migrating upstream.

Seven LBCC members attended: Shawn Fife, Alisha Mora, Brett and Jen Van Diest, Albert Hong, Johnny Juarez and Tae Kim. The group now plans to participate in upcoming surveys documenting a variety of fish species, with special attention given to possible steelhead attempting to navigate the system. We look forward to hearing about the species they encounter and log.

Our second event was a training class with the Fisheries Resource Volunteer Corps (FRVC), held Saturday, February 28 at the headquarters of the San Bernardino National Forest. Nine members attended (pictured): Albert Hong, Kathleen Wahl, Kevin Robinson, Scott May, Mark Kocsis, Rick Menchaca, Javier Guzman, Diane Mayfield and myself.



This training is a prerequisite for participating in FRVC patrols. Topics covered included:

- ❖ Introduction to FRVC
- ❖ Public Contact and Professionalism
- ❖ Radio Use and Procedures
- ❖ Personal Health and Safety
- ❖ Patrol Procedures and Duties
- ❖ Completing Required Forms

In the coming year, FRVC will conduct over 150 patrols on rivers and lakes throughout the Angeles and San Bernardino National Forests. The members will be able to participate in patrols, based on their individual interests and availability. We were also assured that on most patrols, bringing a fishing rod is encouraged.

I plan to participate in my first patrol this Sunday, March 8. We will be collecting completed fishing survey forms, and restocking survey boxes with fresh forms and pencils, along Bear Creek. I'm told there may even be time to fish—so I'll be bringing my rod!

A Great Tournament!

MARK FLO, CO-CAPTAIN

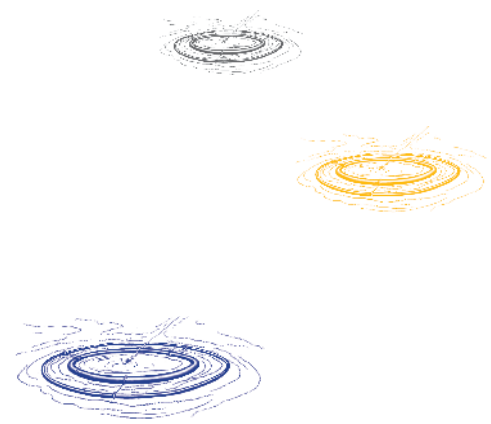
The Southwestern Tournament in February had an excellent turnout, with 27 casters from Arizona, Florida, Long Beach, Oakland, Pasadena and San Francisco clubs. Our volunteers made it possible: scorekeepers, judges, setup and takedown crew, coffee brewers and cooks.

For all their help, a big thank you to Steve Hagashi, Mark Kocsis, Colin Kumabe, Mark Lipe, Cecil O'Dell, Tom Olson, Shirley Sakaguchi, Wayne Sakaguchi, Mark Tsunawaki, Richard Zorich, Joe Rosenthal, Peter Hardash, Jim O'Connell, Keith O'Donnell and Norm Riggs. And a special shout out to our amazing kitchen crew: chef Dan Luas, and sous chefs Susan DeLude, Joe Saldaña, Shirley Sakaguchi and Elisabeth Olson. A huge thanks to all our volunteers. Without them, there would be no Southwestern Tournament.

Southwestern Tournament Results 2026

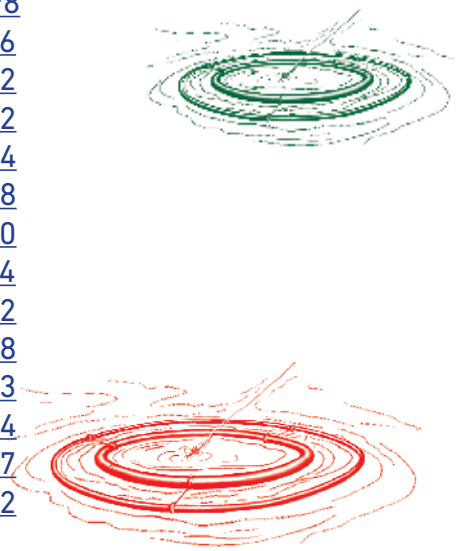
All-Around A Casters; B Casters; C Casters

Caster	Comb	Trout	Bass	1/4oz	OpPlg	Anglers	1/4Dist	Dry	Wet	3/8oz	5/8oz
1 Steve Rajeff	13	1	1	1	2	2	2	1	1	1	1
2 Henry Mittel	17	2	2	2	1	1	1	2	2	2	2
3 Colin Kumabe	38	4	3	4	4	3	3	6	3	4	4
4 Keith Sharp	43	3	4	7	3	5	5	3	6	4	3
5 Mark Flo	46	7	5	3	6	4	4	4	3	3	7
6 M. Domingo	54	5	5	4	5	7	6	4	8	4	6
7 Alice Gillibert	66	7	8	6	7	6	7	7	6	7	5
8 Elaine Gong	69	6	5	8	8	8	8	8	3	7	8



All Accuracy Combination A Casters; B Casters; C Casters

Caster	Comb	Trout	Bass	1/4oz	OpPlg	Dry	Wet	3/8oz	5/8oz
1 Steve Rajeff	787	100	99	97	96	99	100	98	98
2 Henry Mittel	768	95	96	96	98	96	96	95	96
3 Chris Korich	757	95	96	92	91	97	97	97	92
4 Glen Nagumo	742	91	93	90	92	93	96	95	92
5 Elias Lilly	735	96	95	90	86	98	98	88	84
6 Ed Matuizek	733	85	94	92	91	95	93	95	88
7 Ralph Hardin	727	89	93	87	89	94	92	93	90
8 Keith Sharp	725	91	91	83	90	95	92	89	94
9 Mark Lipe	719	89	93	87	85	90	94	89	92
10 Colin Kumabe	718	90	93	86	89	90	93	89	88
11 Mark Flo	710	84	89	91	87	93	93	90	83
12 M. Domingo	705	88	89	86	88	93	88	89	84
13 Alice Gillibert	692	84	86	84	85	89	92	85	87
14 Elaine Gong	684	85	89	81	82	87	93	85	82



All-Distance Combination

A Casters; B Casters; C Casters

Caster	Comb	Anglers	1/4Dist
1 Henry Mittel	405	170	235
2 Steve Rajeff	368	156	212
3 Colin Kumabe	325	139	186
4 Mark Flo	309	132	177
5 Keith Sharp	297	123	174
6 Mark Kocsis	252	116	136
7 M. Domingo	220	92	128
8 Alice Gillibert	219	98	121
9 Elaine Gong	207	91	116



Time is Running Out to Pay Your Annual Dues!

If You've Already Renewed, Thanks! and Please Ignore

SHAWN FIFE, MEMBERSHIP SECRETARY

Many of our longtime members had March 31 as their expiration date when we transitioned to the new website. With the new membership system, there is no longer a grace period. You must renew your Club membership by the expiration date, or you won't:

- ❖ Receive LBCC Reel News eBlasts, starting April 1.
- ❖ Have a vote at the Annual General Meeting on Thursday, April 9.
- ❖ Be able to participate in Club trips.
- ❖ Have access to the Members Only section of the website (Member Directory, Roster & Emergency Contacts, Library Catalog, Links pages).

If you renew before April 1, your current membership will be extended for a year from the expiration date (e.g., 3/31/2027). Also, once you've renewed, automated renewal reminders will not be sent to you.

The Club looks forward to your renewal and appreciates your support. If you need assistance, please email: longbeachcastingclub.membership@gmail.com.

If you forgot your login: click [here](#) to go to our website. Select "Members Only", and this screen will appear. Click on "Forgot Password" at the bottom of the screen.

ONLY CURRENT MEMBERS ARE AUTHORIZED TO ACCESS THIS PAGE. IF YOU WOULD LIKE TO JOIN THE CLUB, PLEASE VISIT THIS PAGE TO PURCHASE A MEMBERSHIP.

If you are a current member, please login below. If you haven't already please visit your Member Account page to update your profile and password.

Username

Password

Remember Me

LOGIN

[Forgot Password](#)

The "Request a Password Reset" screen will appear. Enter the email address where you receive LBCC eBlasts, and click "Request Password Reset". The system will email a link to reset your password.

REQUEST A PASSWORD RESET

Enter Your Username or Email Address

REQUEST PASSWORD RESET

Check your Junk/Spam folder if you don't see the email in your inbox. Once you've reset your password, you'll have access to the "Members Only" section.

MEMBERSHIP RENEWAL INSTRUCTIONS

The next page contains information from the [January 2026 Target Talk](#) article entitled "Our New Website: Take a Look and Learn!", which was authored by Past President Bob Mayfield.

Our new website has made membership renewal a lot easier. Remember when you had to fill out your renewal form, make out a check and then mail it all in? Well, the new website is going to give you some different, easier options.

For most of us, renewal will be in March. If that is the case with you, you have been receiving emails, starting at the end of January and increasing in frequency, with a link which says "Renew it Today". When you click on this link, it will take you to your **Membership Application Renewal Form** page, which contains information on how to review/update and submit payment.

If you should have any trouble navigating these steps, or if you have questions, or wish to change the type of membership you currently have, send us an email at:

longbeachcastingclub.membership@gmail.com.

Our New Website Includes a Brand-New Membership Renewal Process...

1 ❖ **The Membership Renewal Form will appear with your current information:**



First Name*
 Your Name

Last Name*
 Your Name

Address Line 1*
 11111

Address Line 2*

City*
 Long Beach

Country*
 United States (US)

State/Province*
 California

Zip/Postal Code*
 11111

❖ **Please make sure all your contact information is up to date.**

2 ❖ **As you scroll down, there's a link for our LBCC waiver; please read it and check the box.**

I have read the LBCC Waiver and Release Agreement.
 By clicking the checkbox, you acknowledge that you have read all provisions of this Release, and fully agree to and understand the Release.*

3 ❖ **Payment: We haven't taken away any payment options, only added easier ones. To write a check or pay cash, click on that link and follow instructions.**

Select Payment Method

Credit Cards

Personal Check or Cash

PayPal

Card Bank US bank Google Pay

Use saved payment

Card number
 1234 1234 1234 1234

Expiration date: MM / YY Security code: CVC

Country: United States ZIP code: 90740

4 ❖ **Other options are Credit Card, PayPal, Google Pay or direct from bank; again, click on the payment type you want and you will be directed on payment information needed.**

5 ❖ **You can renew early! Just go to "My Account/Edit my Profile", scroll down to the end of the profile and click on the "Renew" link under "Current Membership Expiration Date". Your membership will be extended by 365 days from your current expiration date.**

❖ **Should you have any trouble navigating these steps, or have questions, or wish to change the type of membership you currently have, send us an email at: longbeachcastingclub.membership@gmail.com**

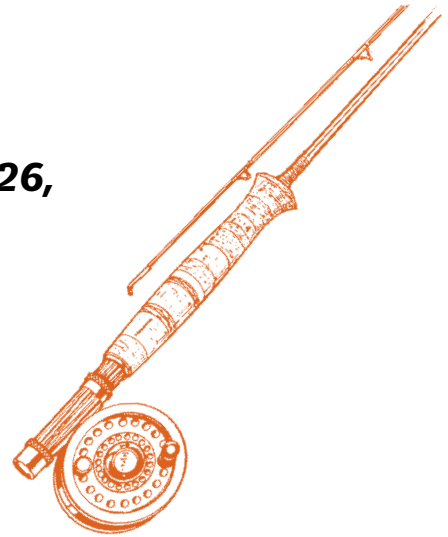
Give these website features a whirl and let us know what you think!

Rod Building is Coming!

Rod Building Class Starts Tuesday, May 12, 2026, at 7:00 pm

EDDIE MADRID, ROD BUILDING CHAIR

Learn the steps needed to build your own fly rod. This class covers the basics of component selection and techniques needed to make your own rod. While instruction focuses on fly rods, the techniques covered are applicable to regular fresh and saltwater rods too.



In addition to instruction, class participants have access to specialized building tools to help build that special heirloom rod. No tools are needed for the Orientation class. Small fee for the rod-building manual. Class is free and open to all.

This class begins Tuesday, May 12, 2026 and runs for a total of seven sessions of instruction over an eight-week period (ends on June 30, 2026).

The class is limited to 12 students. To reserve a spot, or if you have any questions, contact **Eddie Madrid** (562-537-9618 or netboy3@verizon.net).


2026-27 SPFA Hosted Trip Calendar			
Inquiries: kkspfa@gmail.com or 714.475.4529			
Destination	Missoula, Montana	Bighorn River, Montana	Argentina: Golden Dorado
Dates	April 6-11 <i>Wait list only</i>	July 26-August 1 <i>Wait list only</i>	November 30-December 5 <i>5 spots</i>
Duration & Cost	5 nights/4 days of fishing: \$2,400	6 nights/5 days of fishing: \$3,500	5 nights/4 days of fishing: \$3,500
Inclusions	5-night accommodation: 2 anglers per 2-bedroom unit with a kitchen, living room, and bathroom, 4 days of guided fishing, boat lunch, flies	6-night accommodation, 5 days of guided fishing, all meals & nonalcoholic beverages, airport transfers, flies	5-night accommodation, 4 days of guided fishing, all meals & beverages, fishing license, Wi-Fi
Exclusions	Flights, airport transfers, meals & beverages, fishing license, guide gratuities	Flights, fishing license, guide & staff gratuities, alcoholic beverages	International flight to Buenos Aires, transfers to the lodge extra, additional lodging & meals before or after, guide & staff gratuities, flies
Highlights	Floating Bitterroot, Clark Fork, and Blackfoot, targeting Skwala hatch	Targeting summer hatches which may include PMDs, Black and Tan Caddis, Yellow Sallies, Hoppers, etc.	Conveniently located at the confluence of Rio Parana & Rio Corriente, anglers have access to both boat and wade fishing opportunities
Destination	Argentina: Northern Patagonia (rev)	Argentina: Sea-Runs on Rio Gallegos	Christmas Island
Dates	December 7-14 <i>6 spots</i>	March 6 – 13, 2027 <i>4 spots</i>	June 15 – 22, 2027 <i>6 spots</i>
Duration & Cost	7 nights/6 days of fishing: \$7,600	7 nights/6 days of fishing: \$7,600 (2026 rate) if 50% deposit is received by 4/20/26	7 nights/6 days of fishing: TBD (\$4380 is the 2026 rate)
Inclusions	7-night accommodation, 6 days of guided fishing, all meals & beverages, ground transportations, private water fees, fishing license, flies, Wi-Fi	7-night accommodation single occupancy, 6 days of guided fishing, all meals & beverages, airport transfer from Rio Gallegos airport, fishing license, laundry, Wi-Fi	7-night accommodation single occupancy, 6 days of guided fishing-1 guide per angler, all meals, airport transfers, Wi-Fi, laundry
Exclusions	International & domestic flights, guide & staff gratuities, additional lodging, meals & transportation before or after	International & domestic flights, guide & staff gratuities, additional lodging, meals & transportation before or after, flies	Honolulu and international flights, guide & staff gratuities, beverages, fishing license, flies
Highlights	Two lodge program to experience diverse watershed: 4 nights in an expansive Patagonian estancia with access to prime private waters, and 3 nights in a quaint traditional estancia with access to Northern Patagonia's most iconic rivers	Private access to 95km of Rio Gallegos for Sea-Run Browns within the boundaries of one of the biggest Estancias in Patagonia and 20 km of spring creeks for resident Browns eager to take big terrestrials and mouse patterns. Sea-Runs are best fished with 2-handed rods	Wade fishing the endless flats for bonefish, Giant Trevallies, and Trigger Fish, and more. Having a guide to yourself who carries your GT rod ready to go at any moment makes a huge difference in having a legitimate shot at the King of the Flats.
Important: Unless noted otherwise, all prices quoted above are based on two anglers sharing a room and a guide			

Fly Tying Tip: Conserving Material


DAVE BOYER; MEMBER

Quite often a pattern, recipe or tying video says to cut a length of "whatever" off a card or spool for body materials, ribs, etc. More often than not you will have a bit of waste, as you cannot be perfect on the material length you cut.

If you are planning on tying only one or two flies of that pattern, not a big deal, but if you are going to tie, say, two dozen, now the waste ends start to add up. At times you may be able to keep the bulk of the material on the spool/ card wrap (PHOTO-1).



If you have a rotary vise, it's super simple: just wind (PHOTO-2). If you do not have a rotary, just wrap as normal. It takes a little bit to get used to wrapping normally, but in the end it is much more efficient, as there is zero waste when trimmed. This technique can be used for ribbing, tinsel bodies, chenille or other long materials, from spools or from cards.



Two Green River Trips Planned for 2026

***Trip 1: April 26-May 1,
Trip 2: May 3-May 8***

COLIN KUMABE, PAST PRESIDENT

Each year, Club members fish the Green River in Utah. This is your opportunity to fish in this very productive river, set in beautiful scenery. The brown trout and rainbow trout average 16 inches, with much larger fish being very normal.

Most anglers fish two days with guides, and wade-fish with a buddy. There are lots of opportunities to run nymphs through productive riffles, pools and runs, cast streamers to large trout and cast dry flies to rising fish.

DATES:

- ❖ Arrive April 26 and depart May 1. Trip streamkeeper is Andrew Fairbanks.
- ❖ Arrive May 3 and depart May 8. Trip streamkeeper is Colin Kumabe.

LODGING: \$1200 per cabin for the five nights, or \$600 per person based on double occupancy.

GUIDES: **Old Moe Guide Service**, cost per boat per day is \$700 (\$350 per day person double occupancy) plus tax and gratuity.

If you have questions please contact:

- ❖ First week: April 26–May 1. Andrew Fairbanks, andrewfairbanks7@gmail.com.
- ❖ Second week: May 3–8. Colin Kumabe, ctkumabe@gmail.com.

Fly of the Month: Hendrickson

JOHN VAN DERHOOF; PAST PREZ AND NE'ER-DO-WELL

This month we are going traditional...a famous pattern and style of fly, popular back east. We are talking about a Catskill-style fly that is still used effectively today. The Hendrickson, *Ephemerella subvaria*, is an eastern classic that hatches in April and May. The fly, named after Hendrickson's Pool on the famous Beaverkill River in New York, was developed streamside by noted tier and angler Roy Steenrod, who hailed from Liberty, New York. It's known as a "gentleman's hatch", since it has the good taste to hatch from about 1:00 pm until about 4:00 pm. The fun thing about this fly is the detail, myth and lore behind it.


The Hendrickson is actually only one half of this hatch—the female half. The male half is another classic pattern: the Red Quill. Same bug but different sexes. We'll save the Red Quill for another time...the Hendrickson came into real prominence with the publication of Art Flick's [Streamside Guide to Naturals and their Imitations](#). The first edition of the book was published in 1947 by G.P. Putnam and Sons, but the later edition, published in 1969 by Crown Publishers, Inc., was much more widely distributed. This book is a mid-century classic. In his book, Flick promoted the use of "...pink fur from a vixen of red fox (color comes from urine burns)" and it is this aspect of the pattern that has fascinated tiers ever since. Seriously? Urine-stained fox fur? Yes, the fly works and works well, but this is what has promoted it to iconic status.

What this really boils down to is regional differences in the body color of the insect. I have heard from friends and individuals that the color on some waters can be quite pink, while others say the insect on their stream shows little or no pink at all. Clearly Mr. Flick was in Camp Pink but, how pink is pink? A few of us have been trying different combinations to achieve what might be the best all-around version of this fly's body color. Oh, and let's not get started on the wing. Okay, maybe a little. The traditional pattern calls for wood duck flank, but the actual insect's wings are light to medium gray dun, with no barring or mottling. Maybe dun hackle tips or mallard wing slips are in order.

All of this aside, the Hendrickson is a beautiful fly when tied properly and, if you're fishing the hatch, one pattern you certainly want in your box. Give it a tie and go fish!

MATERIALS FOR TYING THE HENDRICKSON

Hook: Traditional dry fly Tiemco 100; #14–#12
 Thread: Magpie Materials 72d or Veevus 12/0; black (but I do like rust as shown here)
 Wing: Wood duck flank feather; upright and divided
 Tail: Hackle barbs; dun rooster or Coq de Leon
 Body: Fox belly dubbing, mixed to pinkish tan
 Hackle: Whiting Legacy rooster; medium dun
 Head: Thread



A PINKISH TAN
HENDRICKSON

INSTRUCTIONS FOR TYING THE HENDRICKSON

- 1 Insert your hook into the vise (don't forget to flatten the barb) and attach your thread at about the midpoint of the hook shank. Now, I use a Reverse Jam Hitch to do this, since that method gets my thread winding toward the eye and not the bend. If you are interested in learning that way of thread attachment, here is a link to a video by my friend Wayne Luallen: <https://globalflyfisher.com/video/reverse-jam-hitch>. Wind forward so that your thread is about two eye lengths away from the hook eye, and then wind back about two turns. This is where you will attach the wing.
- 2 With thread attached, select a good quality wood duck flank feather (not the one with the black and white tip barring), which has a fairly equal amount of barbs on either side of the rachis (stem). Cut out a small amount of the feather tip, leaving a "V" that is slightly deeper than the full length of the hook. Stroke the barbs of the feather together into a bunch and tie them in forward, over the eye, about the length of the hook. The wing should always stand proud of the hackle. I usually only use about four or five turns of thread to do this. Keep your thread wraps to a minimum!
- 3 After you tie in the wings, fold them back towards the bend of the hook and, with your thumb and forefinger, crush the heck out of them at their tie-in point to break their resistance. Now separate the wing into two halves, near side and far side, and make one thread wrap from behind the wing to the front between the two halves, and another from the front to the back (an X-wrap) to keep them separated. Don't overdo it! Now, post the near wing with one wrap of the thread at the base and then one turn of thread behind the wing. This second wrap locks the post wrap, and allows you to apply thread tension and pull the wing back into an upright position. Now repeat the post wrap and lock wrap on the far side wing. Eleven total wraps to stand up the wing and no thread dam—yet...

- 4 On to the tail... With the wing standing, cut away the butt ends of the wood duck on an extreme taper, to help provide a smooth, tapered body. Using touching wraps, wind down the hook shank to the bend. The tail material listed is dun hackle barbs, but I really prefer using Coq de Leon. It is usually longer and stiffer, and reminds me of the days when we used to have spade feathers on our capes—the perfect tailing material. To prepare the tail, I like to stroke the barbs so they are perpendicular to the rachis, with even tips. Then, pull the feather away quickly, leaving the tailing barbs in your fingers. Try not to handle them too much, as this will cause the tails to splay in uneven angles once they are tied in. Tie in the tails so that they are about the length of the shank or a little longer (but not as long as the hook itself).
- 5 On to the body...here we are going to use a mix of tan fox and pink fox belly fur. The ratio I tend to prefer is 3:1 or even 4:1 (which will yield a more tan body). Fox belly fur can be on the longish side so I generally cut the material in half before mixing them together. Once the dubbing is mixed together and the color you want is achieved, get ready to apply the dubbing to your thread. Add small amounts (less is best!) to your thread by twisting them on in a clockwise direction. This will allow the dubbing to actually tighten as you




wind. With your dubbing applied, wind smoothly forward, stopping just short of the wing.

- 6 Select a suitably-sized hackle and remove the softer barbs near the base, and any wider portions of list/center strip. Tie in the hackle shiny-side-up/forward by winding three or four turns with lightly-waxed thread behind the wing, and the same in front. I like to wind a mild ramp in front of the wing, for the hackle to go down when brought in front. The wax helps to hold the hackle in place without sliding down the ramp. This ramp can also help dam up the wings, but I find that, if I do the wings as described, I don't have to worry about that. Wind your hackle forward, with about three turns behind and one or two turns in front of the wing. Catskill flies are generally tied much lighter than our western flies. But if you're fishing some rougher water, don't hesitate to throw in a turn or two more. Wind a tiny, smooth head and whip finish. Go fish!

NOTES:

- ❖ Let's talk about urine-stained vixen fox. First off, it isn't urine that causes the pink color; it's saliva. There is no compound in fox urine that can create the pink hue, but there is in its saliva. If you look at the photo of my fox pelt you will notice that the color is not only at the back (we all know that's where the urine comes from) but also in the front pits. If it was urine, that poor animal had really bad aim. One thing you should note is this is the true color of the pelt—I have not altered the color using *any* means.
- ❖ As for the extended length between the head and the hook eye...it was a typical practice in Catskill tying to use a Turtle Knot to attach the fly to the tippet. The bare hook shank allows the knot to tighten on the metal and not on the fly's head (thereby weakening it).



A VERY PINK HENDRICKSON



A VERY PINK RED FOX



A DUN-WINGED HENDRICKSON



MEDIUM DUN CAPE



WOOD DUCK FLANK

Fall River Trip, June 2026

MARC BONVOULOIR, MEMBER

For the sixth consecutive year, LBBC will fish the largest spring creek west of the Rockies: Fall River. More like a river than a creek, this spectacular water is located an hour northeast of Redding in the shadow of beautiful Mount Shasta. The Fall River is a 21-mile-long tributary to the Pit River. It is a designated Heritage and Wild Trout Stream. The cool clear waters of this world-class spring creek are fished from boats casting 30–40 feet downstream, with big dries or nymph rigs tempting large rainbows along the bottom.



WHEN: May 26–May 30. Arrive Tuesday, depart Saturday. 4 nights

WHERE: Circle 7 Ranch. Visit <https://www.theflyshop.com/adventures/circle7.html> to see this incredible location on the river. There are five homes on the ranch. We'll have the entire White House set up for eight members. It's the largest home on the ranch.

WHAT: With four bedrooms and 2.5 baths, the White House has ample room for eight members to spread out and fish all they want. Amenities include satellite TV, wi-fi, central air and sundeck with barbecue. Rental boats are available each day. We will be guided the first day (Wednesday) on the nuances of fishing from boats on a spring creek. The Fly Shop in Redding will supply four guides. Early June has major hatches of mayflies and, if we're lucky, the largest mayfly hatch, Hexagenia, will have us casting size-8 dries to ravenous fish!



PACKAGE: \$866.44 per member includes four nights' accommodations, shared guide for full day on Wednesday, shared rental boat for two days Thursday and Friday. This price is \$1 more than last year. \$466.44 is due on March 20, payable to LBCC. \$400.00 is due April 20, payable to LBCC.

DINNERS: Each member will have a partner to fish with, as well as to cook with for the group of eight. At the pre-trip meeting, we will determine the meal each twosome will cook on each night. The pre-trip meeting will be May 16 at 9:00 am at the Club. Look for updates to follow. Groceries may be bought at Safeway in the town of Burney, about 20 miles before you get to the ranch. Lunch on Wednesday will be provided by the guide. Breakfast and all other lunches are on your own.

NOTES: Drive time from Los Angeles is 9.5 hours. Other locations to fish include Hat Creek, Pit River, Baum Lake and McCloud River.

NOTIFICATION: If you want to go on this trip you must let me know right away. Space is limited to eight members and I will be putting together a wait list. Phone/email: **213-369-9525**, mrmlb21@gmail.com.

The Fly Shop

Calendar of Events


April



1	Wednesday	7:00 PM	Fly Tying Forum
2	Thursday	7:00 PM	Project Healing Waters Evening Meeting
4	Saturday	8:00 AM	Club Spey Cast
5	Sunday	9:00 AM	Open and Target Casting
		11:00 AM	Sunday Women's Casting Clinic
6	Monday	9:00 AM	Project Healing Waters at LBCC
7	Tuesday	7:00 PM	Tuesday Night Club Cast
8	Wednesday	7:00 PM	Fly Tying Forum
9	Thursday	7:00 PM	Annual General Meeting
11	Saturday	9:00 AM	Southwest Council FFI Fly Buy
12	Sunday	9:00 AM	Double Haul Class
		1:00 PM	Monthly Casting Lessons
13	Monday	9:00 AM	Project Healing Waters at LBCC
14	Tuesday	7:00 PM	Tuesday Night Club Cast
15	Wednesday	12:00 PM	Nooner Lunch
		7:00 PM	Fly Tying Forum
16	Thursday	7:00 PM	Project Healing Waters Evening Meeting
18	Saturday	8:00 AM	Club Spey Cast
19	Sunday	9:00 AM	Open and Target Casting
20	Monday	9:00 AM	Project Healing Waters at LBCC
21	Tuesday	7:00 PM	Tuesday Night Club Cast
22	Wednesday	7:00 PM	Fly Tying Forum
23	Thursday	7:00 PM	Awards & Installation Dinner
25	Saturday	8:00 AM	Club Spey Cast
26-5/1	Week		Green River Trip #1 w/ Andrew Fairbanks
26	Sunday	9:00 AM	Open and Target Casting
27	Monday	9:00 AM	Project Healing Waters at LBCC
28	Tuesday	7:00 PM	Tuesday Night Club Cast
29	Wednesday	7:00 PM	Fly Tying Forum
30	Thursday	7:00 PM	Project Healing Waters Evening Meeting

Calendar of Events Cont'd.

May



1-3	Weekend		Heritage Trout Fish Creek, Clicks Creek w/ Bob Mayfield
2	Saturday	8:00 AM	Club Spey Cast
3	Sunday	9:00 AM	Open and Target Casting
		11:00 AM	Sunday Women's Casting Clinic
3-8	Week		Green River Trip #2 w/ Colin Kumabe
4	Monday	9:00 AM	Project Healing Waters at LBCC
		6:30 PM	Board of Directors Meeting
5	Tuesday	7:00 PM	Tuesday Night Club Cast
6	Wednesday	7:00 PM	Fly Tying Forum
7	Thursday	7:00 PM	Project Healing Waters Evening Meeting
9	Saturday	8:00 AM	Club Spey Cast
10	Sunday	9:00 AM	Open and Target Casting
		1:00 PM	Monthly Casting Lessons
11	Monday	9:00 AM	Project Healing Waters at LBCC
12	Tuesday	7:00 PM	Tuesday Night Club Cast
			Rod Building Session #1
13	Wednesday	7:00 PM	Fly Tying Forum
14	Thursday	7:00 PM	Project Healing Waters Evening Meeting
14-17			U.S. Fly Casting Team Training
16	Saturday	8:00 AM	Club Spey Cast
		9:00 AM	Pre-Trip: Fall River Trip w/M. Bonvouloir
17	Sunday	9:00 AM	Open and Target Casting
19	Tuesday	7:00 PM	Tuesday Night Club Cast
20	Wednesday	12:00 PM	Nooner Lunch
		7:00 PM	Fly Tying Forum
21	Thursday	7:00 PM	Project Healing Waters Evening Meeting
23	Saturday	8:00 AM	Club Spey Cast
24	Sunday	9:00 AM	Open and Target Casting
26	Tuesday	7:00 PM	Tuesday Night Club Cast
			Rod Building Session #2
26-30	Week		Fall River Trip w/M. Bonvouloir
27	Wednesday	7:00 PM	Fly Tying Forum
28	Thursday	7:00 PM	Monthly Meeting: Ken Johnson, CDFW, Southern Sierra Fishery
29-6/1	Weekend		Heritage Trout Eagle Lake and Wolf Creek w/ Bob Mayfield
30	Saturday	8:00 AM	Club Spey Cast
31	Sunday	9:00 AM	Open and Target Casting

Calendar of Events Cont'd.

June

1	Monday	9:00 AM	Project Healing Waters at LBCC
		6:30 PM	Board of Directors Meeting
2	Tuesday	7:00 PM	Tuesday Night Club Cast
			Rod Building Session #3
3	Wednesday	7:00 PM	Fly Tying Forum
4	Thursday	7:00 PM	Project Healing Waters Evening Meeting
6	Saturday	8:00 AM	Club Spey Cast
7	Sunday	9:00 AM	Open and Target Casting
		11:00 AM	Sunday Women's Casting Clinic
8	Monday	9:00 AM	Project Healing Waters at LBCC
9	Tuesday	7:00 PM	Tuesday Night Club Cast
			Rod Building Session #4
10	Wednesday	7:00 PM	Fly Tying Forum
11	Thursday	7:00 PM	Project Healing Waters Evening Meeting
11--14			Fly Fishers International Casting Certification
13	Saturday	8:00 AM	Club Spey Cast
14	Sunday	9:00 AM	Open and Target Casting
		1:00 PM	Monthly Casting Lessons
16	Tuesday	7:00 PM	Tuesday Night Club Cast
			Rod Building Session #5
17	Wednesday	7:00 PM	Fly Tying Forum
18	Thursday	7:00 PM	Project Healing Waters Evening Meeting
20	Saturday	8:00 AM	Club Spey Cast
21	Sunday	9:00 AM	Open and Target Casting
22	Monday	9:00 AM	Project Healing Waters at LBCC
23	Tuesday	7:00 PM	Tuesday Night Club Cast
			Rod Building Session #6
24	Wednesday	7:00 PM	Fly Tying Forum
25	Thursday	7:00 PM	Monthly Meeting: Speaker TBD
27	Saturday	8:00 AM	Club Spey Cast
28	Sunday	9:00 AM	Fun Casting Games
29	Thursday	7:00 PM	Project Healing Waters Evening Meeting
30	Tuesday	7:00 PM	Tuesday Night Club Cast
			Rod Building Session #7



For *April 2026*, our club's monthly special 20% discount will be set on the Aventik website.

<https://aventiksports.com/collections/club-special>

It covers 10 products from fly fishing reel, fly tying vise and some accessories. Detailed info seeing following:

1. IM12 Nano Tenkara Rod
2. Heritage IM8 Fly Rod
3. IM12 Nano Carbon Fiber Short Switch Fly Rod
4. IM12 Nano Carbon Fiber Nymph Casting Fly Rod
5. IM12 Japanese Carbon Fiber Fly Rod
6. Ruby Wing Fly Reel
7. Super Light CNC Machined Click Stop Fly Fishing Reel
8. Fly Line
9. Floating Fishing Net
10. 081 Colorado Fly Tying Vise



Whether you're looking for the latest fishing gear or accessories, this is the perfect time to upgrade your collection. Free shipping on orders over \$50, click through our website to add new items to your fishing equipment collection.

Easy shopping, quality assurance, worry-free after-sales!



WWW.OLDMOEGUIDESERVICE.COM • 435-885-3342



 hotel **CURRENT**

WAYNE NAGEL
Hotel Manager

d 562.597.1341 x401
f 562.597.5171
wayne@hotelcurrent.com


5325 e. pacific coast hwy
long beach, ca 90804

www.hotelcurrent.com

 **FFI**

FLY FISHERS INTERNATIONAL

JUNKYARD SPEY



www.redshedflyshop.com

**SIERRA
PACIFIC**
FISHING ADVENTURES

YOUR FLY FISHING DESTINATION
& RESORT OUTFITTER

FLY FISHING EXCURSIONS • CLASSES
PRIVATE INSTRUCTIONS

(310) 749-6771

3901 Brayton Ave., - Long Beach, CA 90807 - www.spfadventures.com