

## Inside

- ❖ Fly of the Month: Early-Season Blue-Winged Olive Combos
- ❖ Club Trips for 2026
- ❖ Three Month Calendar

## Highlights

Page 3: Alicia Hamann, Friends of the Eel River  
Page 10: Lower Sacramento and Trinity River Trips  
Page 13: California Heritage Trout Trips Coming!

# Target Talk

NEWSLETTER OF THE LONG BEACH CASTING CLUB, ESTABLISHED 1925

JANUARY 2026

[WWW.LONGBEACHCASTINGCLUB.NET](http://WWW.LONGBEACHCASTINGCLUB.NET)

## Leader's Line...

# State of our 100-Year-Old Long Beach Casting Club

TOM OLSON, PRESIDENT

**H**appy New Year to the beginning of our 101<sup>st</sup> year as one of the oldest fly fishing and casting clubs in the country. As your president, I'm happy to report the Long Beach Casting Club is going strong and fiscally sound after all those 100 years.

We have over 550 members who support the Club and make it thrive. We have an excellent board of directors which has worked together to keep the Club fiscally sound and well managed. The Board is investing in improvements to our audio-visual system to give all our future meetings and teaching programs a much more engaging environment. We are investing in teaching materials, maintenance and other improvements where needed.

The Board has monthly meetings to review the current state of the Club. Ed Alvarado, as our treasurer, makes sure we have up-to-date insurance policies to protect the Club. Peter Hardash, our facilities director, oversees annual inspections of our fire alarm and burglar alarm systems and permits. Peter also checks our fire extinguishers and AED unit monthly, to make sure they're ready for an emergency.



We keep well-stocked first-aid kits in the bathroom and kitchen. Peter maintains our heating and air conditioning units and our hot water system, for efficiency and energy savings. The Club is maintained, from our finances to our facilities, for the long term.

If you want to see how active LBCC is, take a look at our 52-week Club calendar—it's an amazing sight. There is something going on at the Club and/or Pond every week, and sometimes every day of the week. We have weekly casting, single and Spey, fly tying sometimes twice a week, rod building, monthly meetings, Board meetings, Nooner lunches, Project Healing Waters gatherings, tournaments (Annual Spey and the Southwestern) and our various committee meetings.

*"Leader's Line"...* Cont'd on page 5

# Club Trips for 2026

ANDREW FAIRBANKS, 2<sup>ND</sup> VICE PRESIDENT

TRIP DATE	TRIP & LEADER
Jan 8–11, 2026	Lower Owens Trip #1 w/ Dan Rivett and John Lincoln. Pre-Trip Jan 3, 9:00 am
Jan 29–Feb 1	Lower Owens Trip #2 w/ Dan Rivett and John Lincoln. Pre-Trip Jan 3, 9:00 am
Feb 7	Heritage Trout San Gabriel River w/ Bob Mayfield, Pre-Trip Saturday, Jan 17, 10:00 am
Mar 5–8	Lower Owens Trip #3 w/ Dan Rivett and John Lincoln. Pre-Trip Feb 28, 9:00 am
Mar 27–29	Heritage Trout Kern River w/ Bob Mayfield
April 26–May 1	Green River Trip #1 w/ Andrew Fairbanks. Pre-trip TBD
May 1–3.	Heritage Trout Fish Creek & Clicks Creek w/ Bob Mayfield
May 3–8	Green River Trip #2 w/ Colin Kumabe. Pre-trip is TBD.
May 29–June 1	Heritage Trout Eagle Lake & Wolf Creek w/ Bob Mayfield

**T**rip locations, dates and pre-trips change, so monitor Target Talk or the web calendar for the latest information. Deposits for trips which are "double occupancy", and require deposits in advance, are non-refundable. If you cancel, your deposit will only be refunded if a Club member replaces you.

If you would like to be a streamkeeper and need help organizing a Club trip, or if you have suggestions for a Club trip or any questions, please email me at: [andrewfairbanks7@gmail.com](mailto:andrewfairbanks7@gmail.com)



## OFFICERS

### PRESIDENT

TOM OLSON

### 1<sup>ST</sup> VICE PRESIDENT

TONY DAUS

### 2<sup>ND</sup> VICE PRESIDENT

ANDREW FAIRBANKS

### CO-CAPTAINS

MARK FLO  
KEITH O'DONNELL

### MEMBERSHIP SECRETARY

SHAWN FIFE

### TREASURER

ED ALVARADO

### CORRESPONDING SECRETARY

RICK MORI

### FACILITIES DIRECTOR

PETER HARDASH

### SENIOR DIRECTOR

STEVE JONES

### JUNIOR DIRECTOR

BOB MAYFIELD

### TARGET TALK EDITOR

ROB PETERSON

# January Speaker: Alicia Hamann, Friends of the Eel River

TONY DAUS, 1<sup>ST</sup> VICE PRESIDENT

**A**licia Hamann grew up in the Pacific Northwest. She was fortunate to spend her youth exploring the mountains, forests and rivers of the greater Portland area. Alicia moved to California in 2006 and earned a BA in Anthropology with a minor in Business Administration from Humboldt State University. She was drawn to Humboldt County by the vast wilderness and unique communities. After serving as administrative director for Friends of the Eel River from 2013–2019, Alicia now serves as executive director. Alicia also has experience volunteering as a board member for several local organizations, including SCRAP Humboldt, Big Brother Big Sisters of the North Coast, the Northcoast Environmental Center and the Same Old People.

The Potter Valley Project is a failed hydroelectric project, owned by PG&E, that consists of two dams on the Eel River and an interbasin diversion into the Russian River. The larger of the two dams, Scott Dam, is rated as a high hazard facility by the California Division of Safety of Dams. This means that **"failure would cause significant loss of life and property"**.

Removal of the two dams in the Eel River headwaters is nearly assured. However, to secure the benefits of dam removal for salmonid recovery, dam removal must happen soon. This presentation will explore factors related to dam safety which are increasing the momentum for Eel River dam removal by reducing the reliability of Potter Valley Project water supplies. It will also cover the ecosystem harms caused by the project and opportunities for recovery presented by dam removal.

Multiple evaluations of the watershed behind Scott Dam have confirmed the high-quality aquatic habitat in



the upper basin—288 stream miles of spawning habitat and 180 stream miles of rearing habitat for steelhead, and 94 stream miles of spawning and rearing habitat for Chinook salmon. Of the entire Eel watershed, the upper mainstem has the second highest proportion of cool-water refugia, and it has suitable channel types for all salmonid life stages.

To make this even more exciting, resident trout behind Scott Dam still contain the genetics to be summer steelhead—an incredible opportunity to **restore the southernmost run of summer steelhead on the planet.**

**Join us on Thursday, January 29, 2026 at 7:00 pm, at the Clubhouse or on Zoom.**

## JOIN ZOOM MEETING

<https://us06web.zoom.us/j/83466562861?pwd=KZgv1wwgfr0JQB5OR0xypGWIWDeb0g.1>

**Meeting ID: 834 6656 2861**

**Passcode: 756689**



**EEL RIVER STEELHEAD (PHOTO BY SHAWN THOMPSON CDFW)**

# Fly Tying Forum: This Month's Schedule

MATT MURDOUGH, MEMBER

Welcome to another year of camaraderie at the LBCC Tying Forum. We'll start off 2026 with the first of several classes on Randall Kaufmann's "train" series of steelhead flies. Named after the rail line that runs alongside the Deschutes River, these dark patterns were favorites of Trey Combs and Lani Waller and should be in every steelheader's fly box.



First up is the Signal Light, my personal choice for following up on a steelhead that boils a skating dry fly but refuses to take. One of the most exciting moments in fly fishing is that first swing at a steelhead that has shown itself, wants to take and is just waiting for the right fly!



Next up for January is the Hornberg, created by Wisconsin game warden Frank Hornberg in the 1920s. The Hornberg is an amazingly versatile fly that can be fished dry to represent caddis flies or subsurface as a baitfish or nymph. Mike Sweeney will show us how this 100-year-old pattern still works today.

DATE	GENRE: PATTERN	INSTRUCTOR
1/07/26	Steelhead Flies: Signal Light	Matt Murdough
1/14/26	Traditional Wet Flies: Hornberg	Mike Sweeney
1/21/26	Open Tying Night	
1/28/26	Crowley Lake Wet Flies: Loeberg	Mike Rey

After an open tying night, Mike Rey will lead a class on the Loeberg (named after Sierra guide Tom Loe), the darker cousin of the Hornberg. It is an excellent imitation for small Crowley Lake perch, when trolled behind a kayak or float tube over the weed beds.

Anyone is welcome to join our regular sessions at 7:00 pm every Wednesday, regardless of tying experience. If you would like to join us, please email Shirley Sakaguchi ([sakagusc@gmail.com](mailto:sakagusc@gmail.com)) so that you can be added to the Forum email list. Shirley sends out pattern sheets for the flies covered in the coming month, and Matt Murdough will provide materials for anyone in the class who needs them.

Anyone interested in leading a tying session should reach out to Matt ([mmroaringbrook@gmail.com](mailto:mmroaringbrook@gmail.com)) to get on the schedule. If you have a pattern you want to learn, please let us know; we likely have someone in the Club who can demonstrate it for us. Looking forward to seeing some new faces at the Forum!

## New date for Lower Owens #2 (February)

We are moving the February Lower Owens trip up by one week to Jan 29 - Feb 1. The January and March trip dates remain unchanged. We will host one single pre-trip meeting on Saturday, January 3 which will cover both trips (#1 in Jan and #2 now in late Jan/Feb).

If you have questions, please contact the Streamkeepers: Dan Rivett ([DRivett@commercelp.com](mailto:DRivett@commercelp.com) or 562-833-1457) and John Lincoln ([jlincoln1@yahoo.com](mailto:jlincoln1@yahoo.com) or 562-652-7686)



**"Leader's Line"...** Cont'd from page 1

I'm also pleased to report we have an endowment fund that was set up after the fire about twenty years ago, to help protect our Club if there is a major event which jeopardizes the long-term viability of the Club.

My job and the job of the Board of Directors is to serve every single member as best we can, and communicate what we are doing to maintain our Club and keep it going in the next 100 years. If you have any questions, want to volunteer or if you want to suggest improvements to keep our Club engaging, feel free to reach out to me or to any of our talented Board members.

## Annual Clubhouse Cleaning: Thank You!

**PETER HARDASH, FACILITIES DIRECTOR**

**T**he annual LBCC Clubhouse cleaning was held on Saturday, November 29, 2025. The annual cleaning is a valuable Club member volunteer event in preparation for the Holiday Feast on December 6.

This activity is an opportunity, once a year, to thoroughly clean and maintain our treasured Clubhouse. The Clubhouse was cleaned thoroughly with the generous help of these volunteer members. This annual event is also an excellent opportunity for new members to get to know and work with other members.

**Thank you to all the following members who helped early on the Saturday after Thanksgiving to beautify the Clubhouse:**

Bruce Dardis (super-professional job on the outside windows!), Jim O'Connell, Keith O'Donnell, Frank Santos, Brian Fitzgerald, John Anderson (I hope I read your signature correctly), Mark Flo, Colin Kumabe, Brenda and Fred Mihaylo (the front porch looks great!), Grace Cherry (overall MVP for the Holiday Feast!), Doug Crawford, Steve Higashi and Tony Daus. Everyone did a great job! Thank you!

## Southwestern Casting Tournament 2026 at Long Beach Casting Club

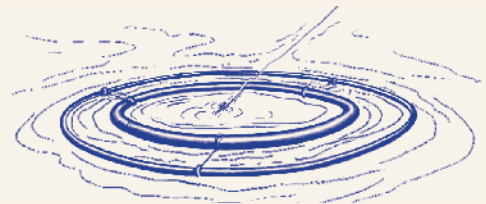
***Dates: February 13-15...Come on Out and Help!***

**MARK FLO, CO-CAPTAIN**

**O**ur annual Southwestern Casting Tournament will be happening Friday February 13<sup>th</sup>, Saturday the 14<sup>th</sup> and Sunday the 15<sup>th</sup>. We hope you will come out and compete in the games (first-timers encouraged!), or help support the casters by volunteering for tasks and watching the casting games.

Many volunteers are needed to help make the tournament successful, and there are many options to use your talents. From Friday morning setup help, judging, scorekeeping, refreshing the casting order board between games and jumping up to help keep things running smoothly, to food prep for lunch and table setup for dinner Saturday night...there are many opportunities to be part of the support team.

Please email [markcflo@yahoo.com](mailto:markcflo@yahoo.com) with the days and times that you are available to help. There is a Friday morning and afternoon shift; Same for Saturday and Sunday. If you haven't volunteered before, this is an easy introduction to the joys of being an active Club member.



## Still Some Gear Left...

JOHN VAN DERHOOF; PAST PREZ

**I**n November I reported that the Long Beach Casting Club had been blessed with a very, very generous donation of equipment. Honestly, this one made previous gifts pale in comparison—in fact there was so much gear that it needed to be kept in a 10' x 15' storage unit. Most of it was unused or lightly used.

Of the roughly 180 fly rods (Burkheimer, Echo, Gael Force, Meiser, Orvis, Sage and more) and an extraordinary 140+ reels, most of which were Hatch, there are still some left. If there was a downside to all of this it was that **virtually all of the rods were two-handed** and ranged from a huge array of short 11' Trout Spey rods up to 13' and 14' rods for steelhead and salmon. The only single-hand rods were designed for salt or salmon/steelhead.

After the initial rush the only reels remaining are a few Hatch 7s and 9s. The smaller trout-sized Hatch 3, 4 and 5 reels are gone. At a later time we will also be offering lines and other miscellaneous items, most of which are unused.

Pricing of the equipment is 60% off retail. Those individuals who purchase five or more rods and/or reels get 70% off retail.

Payment can be made by cash, check (or credit/debit card). Please understand: **ALL SALES ARE FINAL!**

Right now we are evaluating what is left of the rods and not taking any orders. New orders will begin after the Holidays.

One last note: **PLEASE** do not call me, email me or text me about these items. Come down to the Club and look at the list. I will **not** reserve any item via phone, email or text. Please respect my privacy.

I look forward to seeing you there.



## New Shirts for Spey Tourney 2026!

KEITH O'DONNELL, CO-CAPTAIN

**N**eed a new shirt? Well, here's your chance! Our annual Spey Tournament in January has traditionally offered a commemorative t-shirt, and this coming event is no different.

All participants receive a shirt of their choice. I will be taking orders if anyone wants this collector's item. The cost is \$30 for most sizes. The cutoff date for this order is **January 1**. Just let me know your size and whether you want a short-sleeve or long-sleeve shirt. Please note that **the Club will only place one order**.

To place an order, please contact Keith O'Donnell at: [kdohighball@gmail.com](mailto:kdohighball@gmail.com) or at: **909-223-9713**. See you at the Club (**and sporting a great new shirt?**)!



# Trinity River Lampreys

TONY DAUS, 1<sup>ST</sup> VICE PRESIDENT

During our recent Club trip to the Lower Sacramento and Trinity Rivers, I happened to catch an adult steelhead with a circular scar on his back, indicative of a Pacific lamprey. Given the fresh appearance of the wound, the lamprey likely detached from the steelhead while I was fighting the fish.


While Pacific lampreys resemble eels, they are not related (they are actually more closely related to sharks). They are widespread throughout California and they're particularly plentiful in the Klamath and Eel River watersheds. *[Editor's note: The Eel River was (mis)named for its historically large population of Pacific lampreys—Rob.]*

Pacific lampreys are anadromous, like steelhead, and die after laying their eggs in the streambed (steelhead can spawn more than once). After the juveniles hatch, they stay in the river bottom for four to seven years, where they are called ammocoetes. After emerging from the river bottom, they transform into mini-adult lampreys about four to seven inches long, with eyes and their characteristic jawless sucking disc, and migrate to the ocean where they feed for two to three years and grow to an average size of 30 inches.

While they are maybe the ugliest fish in the Trinity River, they are native to California streams, unlike sea lampreys which were inadvertently introduced to the Great Lakes and decimated native fish populations.



JUVENILE LAMPREY



STEELHEAD WITH LAMPREY WOUND

## Long Beach Casting Club New Members

SHAWN FIFE, MEMBERSHIP SECRETARY

The Board of Directors approved these new members at the last Board meeting:

- ❖ Rick Menchaca of Long Beach
- ❖ Ted Perry of Woodinville, Washington
- ❖ Randy Stiverp of Duarte
- ❖ Cassie Browning of Long Beach
- ❖ Larry Smith of North Tustin
- ❖ Todd Trostel of Claremont
- ❖ Edward Powell of Los Angeles
- ❖ Al "Leland" Goodman of Lakeside
- ❖ Robert Newman of Santa Clarita

Please greet and welcome all of our new members at the Club's monthly meetings. Here's wishing them a lifetime of healthy hatches and tight lines.

**Members: if you see visitors at Club meetings, let's make them feel welcome and inform them of the activities we have to offer!**



# Our New Website: *Take a Look and Learn!*

BOB MAYFIELD, PAST PRESIDENT

**O**ur new website has been up and running now for one year. We hope you have had a chance to use it, with its links and features. One of the benefits of the site is that members can update their personal data. This includes contact information, emergency information and a picture of yourself. These all help us to connect with each other.

I'm writing this in hopes that each of you might make better use of the website, and update your personal data. It is very user-friendly, as outlined in the steps below.

- ❖ **Go to the LBCC website: <https://longbeachcastingclub.net/>**
- ❖ **In the upper-righthand corner you will see a link for "Members Only". Click on this link.**



- ❖ **You will now come to a login page where you will be prompted to enter your user name and password.**

**\*\*If you have not yet create a password enter your email (as user name) and then create your personal password\*\***

- ❖ **Once you have logged in, click on "Edit my Profile".**



- ❖ **Here you can view and edit your contact and emergency contact information. This information could be crucial if an emergency should arrive and we need to get you help. Your up-to-date membership information and payments made are here, and there is also a place to add a picture (head shot) of yourself. This is helpful so that other members can identify you at Club events.**

Home Subscriptions Payments Profile Image Logout  
Welcome to the Long Beach Casting Club!

Here you can manage your account, change your password, renew subscriptions, view payments, download invoices, update profile information and upload your avatar photo.

- ❖ **If you have any trouble navigating these steps, give me, Bob Mayfield, a call and I will help: 714-392-2211**



Our new website has also made membership renewal a lot easier. Remember when you had to fill out your renewal form, make out a check and then mail it all in? Well, the new website is going to give you some different, easier options. For most of us, renewal will be in March. If that is the case with you, expect an email around the end of January with a link which will say "Renew it Today". This takes you to the renewal page.

1	❖ <b>The Membership Renewal Form will appear with your current information:</b>	
		❖ <b>Please make sure all your contact information is up to date.</b>
2	❖ <b>As you scroll down, there's a link for our LBCC waiver; please read it and check the box.</b>	
3	❖ <b>Payment: We haven't taken away any payment options, only added easier ones. To write a check or pay cash, click on that link and follow instructions.</b>	
4	❖ <b>Other options are Credit Card, PayPal, Google Pay or direct from bank; again, click on the payment type you want and you will be directed to payment information needed.</b>	
5	❖ <b>You can renew early! Just go to "My Account/Edit my Profile", scroll down to the end of the profile and click on the "Renew" link under "Current Membership Expiration Date". Your membership will be extended by 365 days from your current expiration date.</b>	
❖ <b>Should you have any trouble navigating these steps, or have questions, or wish to change the type of membership you currently have, send us an email at: <a href="mailto:longbeachcastingclub.membership@gmail.com">longbeachcastingclub.membership@gmail.com</a></b>		

***Give these website features a whirl and let us know what you think!***

# Lower Sacramento River and Trinity River Trip

TAE KIM, MEMBER

This is the eighth time that the Club has booked our Lower Sacramento and Trinity River trip through the Fly Shop in Redding. Marc Bonvouloir, the streamkeeper, organized the trip again but was unable to attend, so Armando Palomares filled in on his behalf.

Typically, Saturday is a travel day and Sunday is the first day of fishing, drifting and indicator nymphing the Lower Sacramento River. Monday is the second day of fishing, using similar techniques but on the Trinity river, with less room and more potential snags in trees (but hopefully a steelhead if one is fortunate enough). Tuesday is typically the go-home day.

Fourteen Club members participated in this year's trip: Armando Palomares, Tim Griffith, Bob Mayfield, Art Strauss, Phil Hopwood, John Barnhill, Bill Bails, Andrew Fairbanks, Shawn Fife, Tony Daus, Howard Franklin, Javier Guzman, Steven Ludwig and Tae Kim.

Before this year's planned Club trip, Bob Mayfield was at the Trinity River, and was out wading before all the guide boats launched, to Spey cast for steelhead. He was quite successful; he hooked about a dozen and landed around half of them. He sent photos to the group before the trip.



The photos got everyone excited, and Shawn sent a reply: "Hey, save some for the rest of us!"

It just so happened that Tony, Howard and I were going to be in Redding that Friday night. We decided to wade the Trinity Saturday morning, before the rest of the Club got into town, and see if we could replicate Bob's success. But since steelhead are constantly moving, we

were not that successful, except for Tony, who hooked a good one but lost it when it launched into the air. Oh well, at least he got his Goose Lake redband trout for the Heritage Trout Challenge before he got to Redding. Unfortunately, he didn't have time to get the McCloud River redband this time around.

On Sunday, for the first Club day of fishing on the Lower Sacramento River, we all met at The Fly Shop and met our guides. This was a good day to learn dead-drifting nymphs under an indicator or to reacclimate ourselves with the technique. It is all about mending lines and there are no sexy loops involved.

There were a lot of rainbows in the river. On our boat, I netted seven 'bows in the morning, then Bob netted eight or more in the afternoon, and it seemed to fluctuate that way most of the time. Bob also caught four pikeminnows, which I think is a Club record. Tony and Howard caught 'bows, but they also caught five Sacramento suckers, which must be another Club record. Tony said that the tug was the drug.



The Monday Trinity river drift was the main event that everyone was anticipating. There are no guarantees when it comes to steelheading. You're lucky if you get one, whether a half-pounder or an adult. Sometimes you get one in the first hole, like Johnathan. He got a 30-incher in the first hole that he fished, and it may have been the biggest one of the trip. I believe that was the only one that he got.

However, Bill caught a giant one on his last cast, which also may have been the biggest one of the trip. Armando was rewarded for being the streamkeeper when he got his beautiful steelhead with a flash of color, one of many that day.

Andrew caught his first adult. He said it blasted into the air like a ballistic missile multiple times. He noted that he can see how people get addicted to steelheading.

Our boat stopped for lunch on the inside bank. The guide, Gary, ate quickly. He'd gotten a brand-new Winston six-weight single-hand rod with a Baur reel the day before, and he was itching to try it out.

He waded out on the river and cast his fly upstream over the salmon redds, then let it drop into a deep hole. On his second or third drift, the indicator dipped and he hooked an adult steelhead. He then handed me his brand-new setup and asked if I wanted to try it out.

I was hesitant at first, but I really wanted to wade the Trinity for steelhead. With a few pointers from Gary and Bob, I cast upstream, followed by a few big mends to feed more line, then let the rig drop into the hole. After a second, the entire indicator disappeared out of sight.

I set the hook and, oh boy, did it feel like a fighter. The reel screamed many times before I was able to land this **PERFECT** chromer (IMHO)!



I caught my first steelhead last year, but I will always remember this one, especially because I was wading and because Bob captured it on video! The best parts of the video were where Gary and Bob react to seeing the fish turn and flash its silvery side before making another run. I have replayed the video too many times to remember.

The funny thing about fly fishing is that, as one box gets checked, another one is created: for me, getting a steelhead on the swing is the next bucket list item.

All in all, this was a very successful day on the Trinity River, since everyone got a steelhead. Tony and Howard shared photos of the many steelies they got.

Even the two first-timers on the trip, Javier and Steven, landed fish.

As is customary, we celebrated the final night by having dinner at Cattlemens Steakhouse, where everyone gathered around and shared their stories and adventures over large portions of salad, meats and adult beverages. And as the hours passed, of course the size of the fish increased. We even celebrated Andrew's birthday, and he got a fake straw hat and a huge dessert!



The following morning, Steven, Javier and I decided to go to the Sundial bridge to wade and fish. Steven wanted to practice his spey cast in moving waters. Maybe our



pond needs to incorporate a swiftcurrent option? Others stayed and booked a guide for an additional day to drift the Trinity. Art travelled further north to explore the McCloud area and got his McCloud River redband for the Heritage Trout Challenge. He needs just one more!



Others contemplated ways to extend the trip as well. This trip is such a commitment that it makes sense to plan additional days of fishing, while exploring the land of the proposed State of Jefferson.



## Two Green River Trips Planned for 2026

**Trip 1: April 26-May 1, Trip 2: May 3-May 8**

**COLIN KUMABE, PAST PRESIDENT**

**E**ach year, Club members fish the Green River in Utah. This is your opportunity to fish in this very productive river, set in beautiful scenery. The brown trout and rainbow trout average 16 inches, with much larger fish being very normal.

Most anglers fish two days with guides, and wade-fish with a buddy. There are lots of opportunities to run nymphs through productive riffles, pools and runs, cast streamers to large trout and cast dry flies to rising fish.

### **DATES:**

- ❖ Arrive April 26 and depart May 1. Trip streamkeeper is Andrew Fairbanks.
- ❖ Arrive May 3 and depart May 8. Trip streamkeeper is Colin Kumabe.

**LODGING:** \$1200 per cabin for the five nights, or \$600 per person based on double occupancy.

**GUIDES:** [Old Moe Guide Service](#), cost per boat per day is \$700 (\$350 per day person double occupancy) plus tax and gratuity

If you have questions please contact:

- ❖ First week: April 26–May 1. Andrew Fairbanks, [andrewfairbanks7@gmail.com](mailto:andrewfairbanks7@gmail.com).
- ❖ Second week: May 3–8. Colin Kumabe, [ctkumabe@gmail.com](mailto:ctkumabe@gmail.com).



## Join Us!

January 17, 2026  
10:00 am - 2:00 pm



## Southwest Council FFI's Club Management Day

WHERE YOUR CLUB CAN GROW AND  
PROSPER BY NETWORKING WITH  
OTHER LIKE-MINDED INDIVIDUALS



# Conservation Corner


## *California Heritage Trout Challenge: Challenging all Anglers, Young and Old!*

BOB MAYFIELD, PAST PRESIDENT

**Y**ou may have heard of the California Heritage Trout Challenge (CA HTC) but didn't know how to start it. On January 17 at 10:00 am we'll have an informational meeting at the Clubhouse to discuss the Challenge. Bob and Diane, a husband-and-wife team, will share their story of completing the CA HTC and how they can guide and assist you in accomplishing this for yourself.

We have four flyfishing outings planned for the first half of 2026. Join us; it will be a great way to start off the new year.

From *An Anglers's Guide to the California Heritage Trout Challenge*: "The CA HTC was designed to promote the ecological and aesthetic values of native trout and their habitats, encourage anglers to learn more the state's natural heritage and build public support [for] native trout restoration efforts. CDWF welcomes anglers, families and friends to 'take the Challenge.'"



## Heritage Trout Challenge 2026 Schedule

- ❖ **Pre-Trip Informational Meeting:** Saturday, January 17, 10:00 am, LBCC Clubhouse. We will go over what you can expect on these various trips. We will also try to answer any questions you might have.
- ❖ **Coastal Rainbow Trout:** February 7, West Fork San Gabriel River. Walk and wade; meet in parking lot at river 8:00 am.
- ❖ **Kern River Rainbow Trout:** March 27–29, Upper Kern River. Walk and wade; weekend trip. Guides available through Kern River Fly Shop.
- ❖ **California Golden Trout:** May 1–2, Fish Creek. Walk and wade; fish Friday afternoon and Saturday morning, then Clicks Creek. If Sherman Pass not open, go long way around.
- ❖ **Little Kern Golden Trout:** May 2–3, Clicks Creek. Hike in to Clicks Creek.
- ❖ **Eagle Lake Rainbow Trout:** May 29–31, Eagle Lake (Above Susanville). Will need float tube or kayak. Drive up to Eagle Lake May 29, fish 30<sup>th</sup> and 1/2 day 31<sup>st</sup>, then off to Walker River.
- ❖ **Lahontan Cutthroat Trout:** May 31 to June 1. Wolf Creek above Marine Corps Mountain Training Center. Camp or hotel night of 31<sup>st</sup>. Fish Wolf Creek 31<sup>st</sup>, and 1<sup>st</sup> if necessary.

### **OTHER HERITAGE TROUT:**

- ❖ **McCloud River Redband**
- ❖ **Goose Lake Redband Trout**
- ❖ **Warner Lakes Redband**
- ❖ **Coastal Cutthroat Trout**
- ❖ **Paiute Cutthroat Trout**



# 8<sup>th</sup> Annual LBCC Spey Casting Tourney

# SAVE THE DATE

**January 24<sup>th</sup> & 25<sup>th</sup>, 2026 at the Long Beach Casting Club**

**Who: Everyone!!! Open to All...so come watch and participate**

**What: Spey Distance competition for Beginners to Expert  
(classifications to be announced soon)**

**Why: Improve your casting (and fishing)—Learn from among the best!**

**We will have some of the best casters in the world participating this year:**

**Casters from **Scotland, Canada, Maine, Montana, Washington, Oregon, Arizona**, and from all over **California**.**

**Contact: Tom Olson via email: [lbccspeytournament@gmail.com](mailto:lbccspeytournament@gmail.com)**

**Join us for a friendly competition, everyone is welcome!**

## 2026 SPFA Hosted Trip Calendar

Inquiries: [kkspfa@gmail.com](mailto:kkspfa@gmail.com) or 714.475.4529

### First Half of 2026

Destination	Chilean Patagonia, Two Lodge Program	Argentina, Rio Gallegos Sea -Run Browns	Missoula, Montana
Dates	January 17-24 <b>Full</b>	January 24-31 <b>Full</b>	April 6-11 <b>Full</b>
Duration & Cost	7 nights/6 days of fishing: \$7,250	7 nights/6 days of fishing: \$7,600	5 nights/4 days of fishing: \$2,400
Inclusions	7 nights accommodation, 6 days of guided fishing, all meals & beverages, all ground transportation, laundry	7 nights accommodation single occupancy, 6 days of guided fishing, all meals & beverages, all ground transportation, fishing license, laundry	5 nights accommodation in 2 bedroom unit with a bathroom & kitchenette, 4 days of guided fishing, boat lunch
Exclusions	International & domestic flights, guide & staff gratuities, fishing license, additional lodging, meals & transportation before or after	International & domestic flights, guide & staff gratuities, additional lodging, meals & transportation before or after	Flights, airport transfers, meals & beverages other than boat lunch, fishing license, guide gratuities
Highlights	In Cinco Rios, 3 days floating major rivers and lakes around Coyhaique, then transfer to Estancia del Zorro for walk & wade fishing private spring creeks	Private access to 95km of Rio Gallegos for Sea-Runs and 20 km of spring creeks for resident browns all within the boundaries of the Estancia	Floating Bitterroot, Clark Fork, and Blackfoot. Targeting Skwala hatch

### Second Half of 2026

Destination	Bighorn River, Montana	Agua Boa Lodge, Amazon Brazil	Argentina: Patagonia River Guides
Dates	July 26-August 1 <b>Wait list only</b>	November 28-December 5 <b>7 spots</b>	December 7-14 <b>7 spots</b>
Duration & Cost	6 nights/5 days offishing: \$3,500	7 nights/6 days of fishing: Inquire	7 nights/6 days of fishing: \$9,950
Inclusions	6 nights accommodation, 5 days of guided fishing, all meals & nonalcoholic beverages, airport transfers, flies	7 nights accommodation, 6.5 days of guided fishing, all meals & beverages at the Lodge, charter flights between Manaus & the Lodge, fishing license, laundry, flies	7 nights accommodation, 6 days of guided fishing, all meals & beverages, ground transportations, private water fees, fishing license, flies, laundry
Exclusions	Flights, fishing license, guide & staff gratuities, alcoholic beverages	International flight into Manaus, additional lodging & meals before or after, guide & staff gratuities	International & domestic flights, guide & staff gratuities, additional lodging, meals & transportation before or after
Highlights	Targeting summer hatches which may include PMDs, Black Caddis, Yellow Sallies, Hoppers, etc.	1 of only 2 fly fishing exclusive lodges in the Amazon, Brazil; targeting Peacock Bass, Arapaima & other jungle species. \$1000 Thanksgiving weekend discount	Split program: 3 days of floating the famous Limay River; 4 nights in a traditional Patagonian estancia; 1 night in San Martin de Los Andes

Important: Unless noted otherwise, all prices quoted above are based on two anglers sharing a room and a guide



## Fly Tying Tip: GSP As Ribbing

DAVE BOYER, MEMBER

**T**his tip comes from Devin Olsen, a member of the US Fly Fishing Team. We had him here in Arkansas a few weeks ago, and we like this idea. As he does a lot of Euro nymphing, he has found that on small nymph-style flies, extra-small wire as a ribbing material is still susceptible to fish teeth. He has found that using thin-diameter GSP (say 50-denier or smaller) resists fish much better than wire. Veevus has some 30- and 50-denier in black or white.

The supplier that has the greatest selection of GSP threads is Semperfli. They have as small as 10-denier in white, 20-denier in black and white. They also carry a variety of colors in 30-, 50- and 100-denier. It's much easier to match bodies that you are ribbing, or to find a contrasting color. You will find that trying to use colored pens on GSP is not very successful, as the individual fibers do not absorb color easily.

Devin keeps the GSP on the spool and uses a bobbin holder; it's much easier to handle. When he ties in the GSP, he goes from the eye to the tail, as you would with a wire. You have two bobbin holders to contend with once you have your abdomen prepared; you then counter-wrap the GSP. Give the thread a half hitch, so you do not lose it over the hook eye and have it unravel. Spin up the GSP, or the individual threads will have a tendency to split as you go forward.

For those without a rotary vise, you must hold the thread bobbin out of the way (great reason for a half hitch) and manually counter-wrap the GSP. For those with a rotary, use your bobbin holder for the thread and then counter-rotate the GSP to your abdomen.

**Photo-1** shows the tying thread going to the right over a bobbin support; in the photo, the ribbing GSP is going downward with just gravity to supply tension. Notice the location of the ribbing is seen due to the



segmentation, but the actual GSP is hidden. The hook used is a #14 and is only about 3/8" total length to give you an idea of size. You can use a dark color if you want the rib to be visible. If you still want a wire rib, it's no problem as the GSP in small diameters disappears against most abdomen materials (or if you rib over the wire).

## 2026 Trout Rodeo!

CALTROUT, SOUTHWEST COUNCIL

**M**ark your calendars for February 7, for a day packed with friendly competition, fun, food, prizes and community! Registration is from Monday, December 1, 2025, to Saturday, February 7, 2026. For more details, [visit our website](#).

- ❖ **WHEN:** Saturday, February 7, 2026, from 9:00 am to 4:00 pm.
- ❖ **WHERE:** Bishop, California. Meet at Tri-County Fairgrounds in the morning, then head out to your favorite fishing spots. After the tournament, join us for dinner, raffles, and awards starting at 6 p.m. at the Fairgrounds.
- ❖ **COST:** \$30 per person or \$25 per team, regardless of team size.
- ❖ **HOW:** we'll use the iAngler app to score your catches—make sure you have a phone capable of taking photos and running the app. All fish must be released unharmed.
- ❖ **SCORING:** fish are scored by the inch (to nearest 1/4"). There are categories for largest, smallest and total fish, with a bonus for any fish over 14 inches. Teams will be scored based on the total inches of their catches, divided by the number of team members.

# Fly of the Month: Early-Season BWO Combos

JOHN VAN DERHOOF; PAST PREZ AND NE'ER-DO-WELL

**W**hile it's still December I'm thinking—and tying—towards March and a trip to Utah. I also am thinking about members who will be off to brave the cold of Bishop and the Owens River in January, February and March. Cold weather fishing brings out certain bugs and their imitations. Since I do a lot of nymphing, I'm concentrating on a couple of patterns that I know will work and think will work. I'm thinking they will be good patterns for you as well...

As a winter and springtime angler I need to know what I am going to be up against bug-wise. Springtime in the Rockies means insects that are willing to play in the cold and snow and the only two consistent ones are *Diptera* and *Baetis tricaudatus*—aka midges and blue-winged olives. Frankly, it's pretty much the same fishing in the Eastern Sierra in the winter and early spring. Just remember the earlier and colder it is, the more you will see midges than BWOs.

There are tons of great patterns for these two, and they are strikingly similar to species in other parts of the country. What I am offering here are two BWO patterns I used this last trip to the Green which really worked well. I plan on using them again this year. Of course, my guides will likely have other, newer, better flies, but I will start with these and hope for last year's results. The fly that I will use on top is a perdigon-style BWO nymph (minus the tungsten bead and jig hook), and the bottom fly is a BWO flymph. As the hatch progresses I will flip the two flies' position on my drop-shot rig, to better imitate the emergence. As the BWOs climb to the surface, the flymph is the better emerger imitation, and should be higher in the water column. Last year for the first time, fishing with guide Cori-Alice Holladay, I used a spider/soft hackle as the bottom fly in my setup. It worked really well and I'm hoping for the same this coming year.

These aren't too tough to tie, so give them a shot for your next cold weather trip!

## MATERIALS FOR TYING THE BWO FLYMPH & NYMPH:

### BWO FLYMPH

**Hook:** Standard dry fly; #18–22  
**Thread:** Magpie Materials 72 denier; orange  
**Tail:** Wood duck  
**Body:** Polish Quill; green and Fl (fluorescent) yellow  
**Thorax:** Ice Dubbing and Aussie possum 50:50; peacock & olive  
**Hackle:** Whiting hen; dark dun  
**Head:** Thread



### BWO NYMPH

**Hook:** Standard nymph; #18–20  
**Thread:** Magpie Materials 72d; olive dun  
**Tail:** Coq de Leon  
**Body:** Polish Quill; green  
**Thorax:** Ice Dubbing and Aussie possum 50:50; peacock & olive



## INSTRUCTIONS FOR TYING THE BWO FLYMPH & NYMPH:

- 1 **Let's start with the flymph...**With your hook in the vise, attach your thread at the headspace and wind down the shank to the bend. Select two or three barbs from a wood duck flank feather, and tie them in so that they are length of the shank or a little longer. You should only need two or three turns of thread to do this. Most *Baetis* species only have two tails—*Baetis tricaudatus* nymphs have a short middle third tail, though the adults have two.
- 2 Next to the tail, tie in your Polish Quill at its narrow end, and with the lighter edge leading forward. Smoothly wind (with flat thread) forward, binding down the butt ends of the tail and the Polish Quill. I always apply a thin layer of Zap-A-Gap to this thread base before I wind the Polish Quill forward to the thorax. This will add durability to a delicate material, and I prefer this to coating the body with UV resin on spiders and flymphs. Tie off the Polish Quill and be sure to remove any excess glue.
- 3 Apply the thorax dubbing to your thread and wind a slightly spiky thorax. I like Ice Dubbing, but over time it has more “Ice” than dubbing, so I mix it with Aussie possum. It dubs much more easily and still has flash.
- 4 Select a dark dun hen cape feather and prepare it to be tied in. I fold the barbs to one side, using **a folding technique**. If you don't know this technique, gently stroke all of the hackle's barbs out perpendicular to the rachis. Now tie it in by the tip and, as you wind, stoke the barbs rearward, so that they flow back over the body. After two or three turns (it ain't a Royal Wulff so keep it light), tie off the hackle with two or three turns of thread. Since this fly is on a small hook, I usually just do a three-turn whip finish, add Bone Dry and zap it with my UV light. Now go fish it!
- 5 **The nymph is a piece of cake...**First up: the bead! Install an appropriately-sized bead onto your hook and then place the hook into your vise jaws. Attach your thread to the hook, behind



the bead, and wind it down the shank to the hook bend. Select a half dozen or so barbs from a Coq de Leon feather and tie them in so that they are the length of the shank. I also use a wood duck for this if I want something more strongly marked.

- 6 Select a Polish Quill barb and tie it in just like you did with the flymph. Smoothly wind up the shank, with flattened thread, to the bead. Keep it smooth and you'll have a non-lumpy body! For a super-durable body add a thin layer of Zap-A-Gap and wind the Polish Quill over the glue and forward to the bead. Tie off the Polish Quill and do a quick three-turn whip finish to lock what you have done in place. Now coat the body with a coat or two of Bone Dry or your favorite UV resin, and hit it with your UV light. Yup, I don't like UV on the body of a flymph but I do here—yeah, I'm weird.
- 7 Use the same dubbing for this fly as you did on the flymph. Apply it to your thread and wind a dubbing collar right up against the bead. Do a three-turn whip finish and you're done. Put both flies on a nymph rig and you're ready to go fishing!

### Notes:

- ❖ Polish Quills are the best version of processed peacock-eye barbs out there. I have tried others, and they are barely tolerable or horrible. Polish Quills are durable and easy to work with. They are, sadly, hard to find. I use them a lot and they come in great colors. The two colors listed in these flies are Green and Fluorescent Yellow (FL). I have been using the FL Yellow for years now on BWO dries and nymphs. The fish love it. Last year





I discovered the Green Polish Quill and, while not labeled as such, it is also fluorescent.

❖ This brings me to a topic, and a belief that a lot of people espouse: **trout see UV light**. Do some research and you will find that yes, they do see UV light. However, trout only see UV light until they grow to about six inches. After that they no longer really need to use it, since the food sources that UV helped them see become too small, and they lose the ability. They need to start eating bigger things. Yes, fish do seem to respond to fluorescent materials, but remember: materials that fluoresce are visible light and UV light is not (certainly not to our eyes). Also, UV light can cause fluorescent materials to glow, as in using a blacklight. So as far as I am concerned, I will continue to use fluorescent materials, and worry less about using UV stuff. I mean, seriously, I don't want to be a piscatorial pedophile targeting mere children...

❖ One final note is that when I am using a drop-shot rig, I have found that I do not really need to use tungsten beads on nymphs. The weight at the bottom does all the "heavy sinking". And I certainly wouldn't use a tungsten bead as the top fly in my rig. I want the fly to drift naturally but with a bit of jiggling in the current in line with its place on the main line—not hanging straight down. So save some money and fish smarter!

## How to Hold Flies While Attaching them to Tippet

COLIN KUMABE, PAST PRESIDENT

**H**ave you ever dropped a fly while tying the fly to the tippet? That fly is never to be found again, regardless of whether you are in the water or on the river bank. I normally drop a couple of flies per day while tying the tippet. How about you?

An essential streamside tool is the **Ty-Rite Jr.** (or some other means of holding the fly while tying the tippet). This tool can be found on many online platforms. The Ty-Rite Jr. in the photo will hold flies from Size 2 to the smallest Size 20.



For even smaller hooks, use a test clip. You can find these in two categories of websites: fly fishing and electronic components. Of course, when you purchase from fly fishing websites, the price is very high (test clips are often referred to as "hackle pliers" on fly fishing websites). On the other hand, you can buy test clips from an electronics shop for a much lower price.



Whichever you use, be sure to attach these tools to your vest, chest pack, lanyard or waders. After trying these out, you will realize the value, especially in time and frustration saved, when a fly slips out of your hand.

Hope you keep practicing your cast at the Long Beach Casting Club Pond. See you at the Pond.

# Recordings of LBCC Monthly Speakers

ROB PETERSON, TARGET TALK EDITOR

**H**ere are our recorded speaker presentations for 2022, 2023 and 2025. Just click on a link, and copy and paste the password at the prompt.

See [February 2022 Target Talk](#), p. 17, for 2021 presentations.

**JANUARY 2022:** Steph Albano, [Finatical Flyfishing](#), The topic was: "Global Guide Service for Women".

[Steph Albano Presentation Jan. 27, 2022](#)  
Passcode: d9sE1\*pn

**FEBRUARY:** Glenn Ueda, [So Cal Fishing Guide](#)  
The topic was: "Planet Carp".

[Glenn Ueda Presentation February 24, 2022](#)  
Passcode: 2C!.hWQ1

**MARCH:** Ernie Gulley, [Ernie Gulley Flyfishing](#), The topic was: "Stillwater Tactics".

[Ernie Gulley Presentation March 31, 2022](#)  
Passcode: Ri65p6%N

**OCTOBER:** [Lance Egan](#)  
The topic was: "Newfangled Nymphing".

[Lance Egan Presentation October 27, 2022](#)  
Passcode: i?hk7fd^

**NOVEMBER:** [Charlie Craven](#)  
The Topic was: Fly Tying Demo.

[Charlie Craven Presentation Nov. 17, 2022](#)  
Passcode: C%uGCj33

**FEBRUARY 2023:** [Steve Schalla](#)  
The Topic was: "Origins of Golden Trout".  
[Steve Schalla Presentation February 23, 2023](#)  
Passcode: V?6FufM7

**JUNE:** Dave Smith, "DIY Fly Fishing New Zealand".

[Dave Smith Presentation June 29, 2023](#)  
Passcode: B9\*xOP?T

**JULY:** Howard Uller and Art Strauss, "California Heritage Trout".

**This was not recorded, but you can access their presentation [here](#)**

**MAY 2025:** Mike Pease, [Mike Pease Adventures](#), "Fly Fishing the Lost Sierra."

To access the recording, click [here](#). Thanks and kudos to Co-Captain Mark Flo, who recorded the presentation and made it available on YouTube.

**JUNE:** Mike Peters, [Long Branch Fly Fishing](#), "Fly Fishing the Four Top Destinations in the US."

[Mike Peters Presentation June 25, 2025](#)  
Passcode: Ame%\$L3?

**JULY:** Joe Frisch, [Wild on the Fly Fly Fishing Adventures](#), "Two short trips to fit tight schedules and tight budgets. One Fresh [Steelheading the Deschutes], One Salt [Gulf Coast Redfish]."

[Joe Frisch Presentation July 25, 2025](#)  
Passcode: 88S+vYU#

**AUGUST:** David Dempsey, "Know Your Bugs".  
[David Dempsey Presentation August 28, 2025](#)  
Passcode: ^1Vuh76V

**SEPTEMBER:** Dan Johnson, [Trout Unlimited](#), "Proposed Protected Designation for Hot Creek"  
[Dan Johnson Presentation September 25, 2025](#)  
Passcode: 6tZ2M43&

**OCTOBER:** Rich Chiappone, "DIY Fishing in Alaska"  
[Rich Chiappone Presentation October 30, 2025](#)  
Passcode: %I&WAu9Y (audio only)

**NOVEMBER:** November was not recorded.

# Calendar of Events

## January




3	Saturday	8:00 AM	Club Spey Cast
		9:00 AM	Pre-trip: Lower Owens #1, #2 w/ John Lincoln & Dan Rivett
4	Sunday	9:00 AM	Open and Target Casting
		11:00 AM	Sunday Women's Casting Clinic
5	Monday	9:00 AM	Project Healing Waters at LBCC
		6:30 PM	Board of Directors Meeting
6	Tuesday	7:00 PM	Tuesday Night Club Cast
			Beginning Fly Tying
7	Wednesday	7:00 PM	Fly Tying Forum
8	Thursday	7:00 PM	Project Healing Waters Evening Meeting
8-11			Lower Owens Trip #1 w/ John Lincoln and Dan Rivett
10	Saturday	8:00 AM	Club Spey Cast
11	Sunday	9:00 AM	Open and Target Casting
		1:00 PM	Monthly Casting Lessons
12	Monday	9:00 AM	Project Healing Waters at LBCC
13	Tuesday	7:00 PM	Tuesday Night Club Cast
			Beginning Fly Tying
14	Wednesday	7:00 PM	Fly Tying Forum
15	Thursday	7:00 PM	Project Healing Waters Evening Meeting
17	Saturday	8:00 AM	Club Spey Cast
		10:00 AM	Pre-Trip: California Heritage Trout with Bob Mayfield
18	Sunday	9:00 AM	Open and Target Casting
20	Tuesday	7:00 PM	Tuesday Night Club Cast
			Beginning Fly Tying
21	Wednesday	12:00 PM	Nooner Lunch
		7:00 PM	Fly Tying Forum
22	Thursday	7:00 PM	Project Healing Waters Evening Meeting
23-25			LBCC Open Spey Tournament
24	Saturday	8:00 AM	Club Spey Cast— <b>Cancelled for Spey Tournament</b>
25	Sunday	9:00 AM	Open and Target Casting— <b>Cancelled for Spey Tournament</b>
26	Monday	9:00 AM	Project Healing Waters at LBCC
27	Tuesday	7:00 PM	Tuesday Night Club Cast
			Beginning Fly Tying
28	Wednesday	7:00 PM	Fly Tying Forum
29	Thursday	7:00 PM	Monthly Meeting: Alicia Hamman, Friends of the Eel River
29-2/1	Weekend		Lower Owens Trip #2 w/ John Lincoln and Dan Rivett
31	Saturday	8:00 AM	Club Spey Cast



## Calendar of Events Cont'd.

### February



1	Sunday	9:00 AM	Open and Target Casting
		11:00 AM	Sunday Women's Casting Clinic
2	Monday	9:00 AM	Project Healing Waters at LBCC
		6:30 PM	Board of Directors Meeting
3	Tuesday	7:00 PM	Tuesday Night Club Cast
			Beginning Fly Tying
4	Wednesday	7:00 PM	Fly Tying Forum
5	Thursday	7:00 PM	Project Healing Waters Evening Meeting
7	Saturday		Heritage Trout San Gabriel River w/ Bob Mayfield
		8:00 AM	Club Spey Cast
8	Sunday	9:00 AM	Open and Target Casting
		1:00 PM	Monthly Casting Lessons
9	Monday	9:00 AM	Project Healing Waters at LBCC
10	Tuesday	7:00 PM	Tuesday Night Club Cast
			Beginning Fly Tying
11	Wednesday	7:00 PM	Fly Tying Forum
12	Thursday	7:00 PM	Project Healing Waters Evening Meeting
14	Saturday	8:00 AM	Club Spey Cast— <b>Cancelled for Southwestern Tournament</b>
14-15	Weekend		Southwestern Tournament
15	Sunday	9:00 AM	Open and Target Casting— <b>Cancelled for SW Tournament</b>
17	Tuesday	7:00 PM	Tuesday Night Club Cast
			Beginning Fly Tying
18	Wednesday	12:00 PM	Nooner Lunch
		7:00 PM	Fly Tying Forum
19	Monday	9:00 AM	Project Healing Waters at LBCC
21	Saturday	8:00 AM	Club Spey Cast
22	Sunday	9:00 AM	Open and Target Casting
23	Monday	9:00 AM	Project Healing Waters at LBCC
24	Tuesday	7:00 PM	Tuesday Night Club Cast
			Beginning Fly Tying
25	Wednesday	7:00 PM	Fly Tying Forum
26	Thursday		Monthly Meeting: Tyler Cole, Fly Fishing Intercoastal Florida
28	Saturday	8:00 AM	Club Spey Cast
		9:00 AM	Pre-trip: Lower Owens #3 w/ John Lincoln & Dan Rivett

## Calendar of Events Cont'd.

### March



1	Sunday	9:00 AM	Open and Target Casting
		11:00 AM	Sunday Women's Casting Clinic
2	Monday	9:00 AM	Project Healing Waters at LBCC
		6:30 PM	Board of Directors Meeting
3	Tuesday	7:00 PM	Tuesday Night Club Cast
			Beginning Fly Tying
4	Wednesday	7:00 PM	Fly Tying Forum
5	Thursday	7:00 PM	Project Healing Waters Evening Meeting
5-8	Weekend		Lower Owens Trip #3 w/ John Lincoln and Dan Rivett
7	Saturday	8:00 AM	Club Spey Cast
8	Sunday	9:00 AM	Open and Target Casting
		1:00 PM	Monthly Casting Lessons
9	Monday	9:00 AM	Project Healing Waters at LBCC
10	Tuesday	7:00 PM	Tuesday Night Club Cast
11	Wednesday	7:00 PM	Fly Tying Forum
12	Thursday	7:00 PM	Project Healing Waters Evening Meeting
14	Saturday	8:00 AM	Club Spey Cast
15	Sunday	9:00 AM	Open and Target Casting
16	Monday	9:00 AM	Project Healing Waters at LBCC
17	Tuesday	7:00 PM	Tuesday Night Club Cast
18	Wednesday	12:00 PM	Nooner Lunch
		7:00 PM	Fly Tying Forum
19	Monday	9:00 AM	Project Healing Waters at LBCC
21	Saturday	8:00 AM	Club Spey Cast
22	Sunday	9:00 AM	Open and Target Casting
23	Monday	9:00 AM	Project Healing Waters at LBCC
24	Tuesday	7:00 PM	Tuesday Night Club Cast
25	Wednesday	7:00 PM	Fly Tying Forum
26	Thursday		Monthly Meeting: Frank Burr, Topic TBD
27=29			Heritage Trout Kern River w/ Bob Mayfield
28	Saturday	8:00 AM	Club Spey Cast
29	Sunday	9:00 AM	Open and Target Casting
30	Monday	9:00 AM	Project Healing Waters at LBCC
		6:30 PM	Board of Directors Meeting
31	Tuesday	7:00 PM	Tuesday Night Club Cast



**For *JANUARY 2026*, our club's monthly special 20% discount will be set on the Aventik website.**

<https://aventiksports.com/collections/club-special>

It covers 10 products from fly fishing reel, fly tying vise and some accessories. Detailed info seeing following:

1. IM12 Nano Tenkara Rod
2. IM12 Nano Euro Nymph Casting Fly Rod
3. IM12 Nano Saltwater Fly Rod
4. Whisperer Fly Rod
5. Shadow-B Fly Reel
6. HVCE Fly Fishing Reel
7. 075 Madison Fly Tying Vise
8. Tenkara Curved Wooden Landing Net
9. Fly Line
10. Neoprene Wader Gaiter



Whether you're looking for the latest fishing gear or accessories, this is the perfect time to upgrade your collection. Free shipping on orders over \$50, click through our website to add new items to your fishing equipment collection.

***Easy shopping, quality assurance, worry-free after-sales!***





WWW.OLDMOEGUIDESERVICE.COM • 435-885-3342



 **hotel CURRENT**

**WAYNE NAGEL**  
Hotel Manager


d 562.597.1341 x401  
f 562.597.5171  
wayne@hotelcurrent.com

5325 e. pacific coast hwy  
long beach, ca 90804

www.hotelcurrent.com



**JUNKYARD SPEY**



**www.redshedflyshop.com**



**YOUR FLY FISHING DESTINATION  
& RESORT OUTFITTER**

**FLY FISHING EXCURSIONS • CLASSES  
PRIVATE INSTRUCTIONS**

**(310) 749-6771**

3901 Brayton Ave., • Long Beach, CA 90807 • [www.spfadventures.com](http://www.spfadventures.com)