

Inside

- ❖ Fly of the Month: H&L Variant
- ❖ Club Trips for 2025
- ❖ Three Month Calendar

Highlights

Page 3: This Month's Speaker: Dan Johnson
Page 7: US Open Casting Championships at LBCC
Page 11: Fly Fishing Merit Badge: all Scouts Caught Fish!

Target Talk

NEWSLETTER OF THE LONG BEACH CASTING CLUB, ESTABLISHED 1925

SEPTEMBER 2025

WWW.LONGBEACHCASTINGCLUB.NET

Leader's Line...

Long Beach Casting Club Volunteers Show What Teamwork is All About!

TOM OLSON, PRESIDENT

As the LBCC President, I have been consistently amazed by the volunteer efforts of our members, and the talent they have brought and continue to bring to the Club throughout the year. I want everyone to know that LBCC would not be what it is today without all the members who get involved and make

things happen. The main part of success with any relationship is teamwork, and I can say that the Club is thriving because of its teamwork.

I appreciate everyone on the Board of Directors, a strong team which works together to help me govern our Club by working together. The 100-Year Celebration was a huge success because of the excellent management skills of Marc Bonvouloir, who led his team to pull off the largest event the Long Beach Casting Club has ever seen.

Participants in the US Open traveled from Austria, Switzerland, Germany, Florida, Maine, Wisconsin, Montana and several cities from Northern California. Everyone who participated gave the Club praise for a great job on the US Open. They were amazed by our execution of a multi-day event and by our beautiful facilities, and they were especially amazed by the cohesiveness and friendliness of our Long Beach Casting Club members.

The US Open Committee of Henry Mittel, Mark Flo, Colin Kumabe and Mark Tsunawaki, along with their support crews, was among the strongest teams I've ever witnessed. The Committee's dedication made the event a success for everyone: the American Casting Association, ICSF and all of us who love casting.

Talk about a gold medal performance: look no further than the support volunteers who were judges, scorekeepers, grounds and Clubhouse setup/takedown squad, cleanup crew and kitchen staff for five days of the competition, with an award-winning banquet the last evening.

Our Club has ongoing volunteers who help with data and website management, rod building, fly tying, Scout merit badges, Project Healing Waters, Pond cleaning, casting instruction and more. I wish I could list everyone's name, but for now I just want to thank each one of you!

"Leader's Line"... Cont'd on page 3

Club Trips for 2025

ANDREW FAIRBANKS, 2ND VICE PRESIDENT

TRIP DATE	TRIP & LEADER
Sept 10	Local Tenkara event 9:00 am w/Art Strauss No Pre-Trip.
Sept 13	Surf Fishing Clinic with Kevin Green, Clinic at LBCC, No Pre-Trip.
Oct 1-5	Crowley Lake w/Steve Timm, Pre-Trip Sept 20, 9:00 am.
Oct 18	Surf Fishing Clinic Beach Outing with Kevin Green, No Pre-Trip.
Nov 8-11	Steelhead Trip w/ Marc Bonvouloir, Pre-Trip Nov 1, 9:00 am.

Trip locations, dates and pre-trips change, so monitor Target Talk or the web calendar for the latest information.

Deposits for trips which are "double occupancy", and require deposits in advance, are non-refundable. If you cancel, your deposit will only be refunded if a Club member replaces you.

If you would like to be a streamkeeper and need help organizing a Club trip, or if you have suggestions for a Club trip or any questions, please email me at:

andrewfairbanks7@gmail.com



OFFICERS

PRESIDENT

TOM OLSON

1ST VICE PRESIDENT

TONY DAUS

2ND VICE PRESIDENT

ANDREW FAIRBANKS

CO-CAPTAINS

MARK FLO

KEITH O'DONNELL

MEMBERSHIP SECRETARY

SHAWN FIFE

TREASURER

ED ALVARADO

CORRESPONDING SECRETARY

CRAIG WIGINTON

FACILITIES DIRECTOR

PETER HARDASH

SENIOR DIRECTOR

STEVE JONES

JUNIOR DIRECTOR

BOB MAYFIELD

TARGET TALK EDITOR

ROB PETERSON

September Speaker: Dan Johnson

Trout Unlimited's Plans for Protecting Hot Creek

TONY DAUS, 1ST VICE PRESIDENT

Dan Johnson of Trout Unlimited presents TU's plans to protect a cherished trout fishery: Hot Creek. Hot Creek is known for its unique water chemistry and temperature regime, supporting a world-class wild trout population. An exploratory gold mine proposal threatens Hot Creek.

TU is supporting efforts to designate Hot Creek an Outstanding National Resource Water (ONRW). This would prohibit activities that could degrade water quality, offering protection against potential mining impacts. Trout Unlimited is actively working with the Lahontan Regional Water Quality Control Board and the public to secure ONRW status for Hot Creek.

TU is encouraging public support for this designation through its action center and at local events.

Join us on Thursday, September 25 at 7:00 pm, at the Clubhouse or on Zoom.

JOIN ZOOM MEETING

<https://us06web.zoom.us/j/81644228286?pwd=MOcVaebyTdH6SVELyFsCB9n4L7px9t.1>

Meeting ID: 816 4422 8286

Passcode: 878656



"Leader's Line"... Cont'd from page 1

I'm reaching out to all our members to ask for your help in the future. We need more members to get involved and volunteer. We need members to organize the upcoming Holiday Dinner, since this is no longer under the responsibility of the 1st Vice President. We always need help, especially for future board members (including my position).

The Club is thriving because all of us make LBCC a positive, helpful, and supportive environment to learn about the sport of fly fishing. Thank you for being a member of Long Beach Casting Club.

Long Beach Casting Club New Members

SHAWN FIFE, MEMBERSHIP SECRETARY

The Board of Directors approved these new members at the last Board meeting:

- ❖ Vic Pietrantoni of Los Angeles
- ❖ Fred Mihaylo of Aliso Viejo
- ❖ Mario Garcia of Los Alamitos
- ❖ Elizabeth Lilly of Ft Myers
- ❖ Joel Yamasaki of Rancho Santa Margarit
- ❖ Allen Kruzhkov of Long Beach
- ❖ Gerardo Arceo of la Puente
- ❖ Shawn Johnson of La Mirada
- ❖ Bruce Dardis of Seal Beach
- ❖ Rick Silva of Long Beach
- ❖ Penny Dobb of Downey

Please greet and welcome all of our new members at the Club's monthly meetings. Here's wishing them a lifetime of healthy hatches and tight lines.

Members: if you see visitors at Club meetings, let's make them feel welcome and inform them of the activities we have to offer!

Fly Tying Forum: This Month's Schedule

MATT MURDOUGH, MEMBER

Welcome to the September Tying Forum. This month's classes will test your range with size-24 midges, a three-inch-long mouse and a cool attractor dry that's somewhere in-between!

Matt will start things off with a Labor Day special—a variety pack of midges for Western tailwaters. This class will emphasize techniques for tying small flies, and we'll try at least four quick-tie patterns to build up your midge box. Don't let small flies intimidate you; they are essential on rivers like the San Juan, and not hard to tie once you learn a few basic principles.



John Van Derhoof is up next with the House and Lot (H&L) Variant. A classic western Wulff-style fly, it floats high, is quite visible and has an unusual way to tie the body.



The week after John's H&L Variant, we'll have an open tying night. Then Matt will wrap things up on the last week of the month with Dan Armstrong's Hood Rat—the best mouse pattern for Alaska's famous leopard-spotted rainbows, or anything else that likes to chow down on Mickey.

Anyone is welcome to join our regular sessions at 7:00 pm every Wednesday, regardless of tying experience. If you would like to join us, please email Shirley Sakaguchi (sakagusc@gmail.com) so that you can be added to the Forum email list. Shirley sends out pattern sheets for the flies covered in the coming month, and Matt Murdough will provide materials for anyone in the class who needs them.

Anyone interested in leading a tying session should reach out to Matt (mmroaringbrook@gmail.com) to get on the schedule.

If you have a pattern you want to learn, please let us know; we likely have someone in the Club who can demonstrate it for us. Looking forward to seeing some new faces at the Forum!

DATE	GENRE: PATTERN	INSTRUCTOR
9/03/25	Midges: Variety Pack for Tailwaters	Matt Murdough
9/10/25	Attractor Dries: H&L Variant	John Van Derhoof
9/17/25	Open Tying Night	
9/24/25	Mouse: Dan Armstrong's Hood Rat	Matt Murdough

2025/26 Beginning Fly Tying

DAN OLIVER / CECIL O'DELL, MEMBERS

On Tuesday, October 21, 7:00 pm, the LBCC Beginning Fly Tying Class begins. We will hold the class in the Clubhouse, live, with excellent instructors.

It's open to the public; you do not have to be a member of the Club! It's designed for all fly fishers who are new to tying their own flies. Each night the instructors will show the basic skills and techniques for a new fly. It is also a very good refresher for returning students who haven't tied flies in a while. If you have ever been interested in tying your own flies or you would like to get back into tying, please join us. Classes will be held on Tuesday evenings at 7:00 p.m. and will last for 17 sessions (there will be holiday breaks).

The first two nights (October 21, October 28) will give general information about vises, tools and materials, and how to start/finish a fly, with additional tips and techniques on creating the flies we use on the water. The third night, November 4, starts the tying with the first fly. You will need your own vise, tools and materials by that evening. The Club has a few vises that can be loaned out until you can buy one, but you'll still need your own tools and materials.

Registration: Please register for the Class by emailing your first/last name and email address to: Shirley Sakaguchi: lbcc.contactus@gmail.com. Latecomers need to register too, in order to receive additional important information. If you plan to attend, please take a moment and register now.

We'll send an email to all registered students by October 21. This email will include a link to all materials needed for each fly we tie, and a link to all the videos produced by instructors Dan Oliver and John Van Derhoof for the class. We will also be providing a fly-tying manual, which is specially designed for this class.

There is nothing better than catching a fish on a fly you have tied yourself, whether it be a trout, bass, saltwater or any species. So join us this year, and let us show you how to begin developing a new skill. Questions? contact Dan Oliver at (213) 309-0157, or: danofromsano@gmail.com or Cecil O'Dell at (562) 221-5253, or cecilodell54@gmail.com.



BEGINNING FLY TYING SCHEDULE

- October 21 and October 28, 2025
Introduction to Techniques; Materials & Tool Demo
- November 4, 2025
The Ant (Wet Fly, Terrestrial)
- November 11, 2025
Soft Hackle (Wet Fly, Emerger)
- November 18, 2025
Boss (Steelhead)
- Nov. 25—No Classes for Thanksgiving Break**
- December 2, 2025
Freshwater Scud (Nymph/Crustacean)
- December 9, 2025
Gold-Ribbed Hare's Ear (Nymph)
- December 16, 2025
Pheasant Tail (Nymph)
- Dec. 23 & 30—No Classes for Winter Holiday Break**
- January 6, 2026
Clouser Minnow (Bass/Saltwater Streamer)
- January 13, 2026
Crazy Charlie (Saltwater Fly)
- January 20, 2026
Woolly Bugger (Wet Fly/Streamer Fly)
- January 27, 2026
Elk Hair Caddis (Dry Fly)
- February 3, 2026
Adams (Dry Fly)
- February 10, 2026
Parachute Adams (Dry Fly)
- February 17, 2026
Humpty (Dry Fly)
- February 24, 2026
Rusty Spinner (Dry Fly "Spent")
- March 3, 2026
Royal Wulff (Dry Fly)

Crowley Lake Trip

Oct 1st through 5th

STEVE TIMM, MEMBER

The Crowley fishing trip is coming up pretty soon. This trip is known for the large trout that inhabit Crowley lake. The average fish size has been around 18 inches this year.

If you plan on going, please notify me at srtimm20@hotmail.com. I'd appreciate it if you let me know by the end of August, so we can get the group size estimated and we can lock down the appropriate-sized condos.

WHAT YOU NEED FOR THIS TRIP:

1) 5-wt rod(s) nine feet in length. One rod is OK; two or three is better, and may prevent having to change rigs. If midging is good, you may fish the whole time with one rod, but we won't know that in advance.

One rod should be set up with a floating line for midging. Another should have a 3-6 IPS full-sink line for trolling streamers. The last rod should be set up with a floating line, and can be used in the lake for shallow nymphing, or fishing along the edge of weed beds, or in the event that the wind is too high on Crowley, and we fish the upper Owens or Hot Creek with dries or nymphs. You can go a bit heavier or longer on the rod, but going smaller would be tough.



**TYPICAL LARGE BROWN
FROM CROWLEY LAKE**

2) Some kind of flotation device, such as a float tube, kayak, or boat. Rental float tubes are available at Troutfitters in Mammoth Lakes, and boat rentals are available at the Crowley fish camp marina.

3) A set of waders, in case we stream-fish because the wind is too high for the lake. And of course you'll need waders if you're using a float tube.

4) A vehicle with reasonable ground clearance. Any SUV will do. Two-wheel drive is ok. We'll be driving on the double tracks around Lake Crowley, and they have a hump in the middle which might scrape on a low clearance vehicle. If you're launching or renting a boat at the marina, you don't need high clearance.

When you send me an email, I will send you a document describing the gear and techniques for fishing Crowley. You need to get this document a few weeks in advance of the trip, so you have time to order things like strike indicators, leaders and possibly fly lines online, since we don't have a local Marriotts anymore. You can also buy these things at Troutfitters in Mammoth Lakes, but it's best to order online, because I'd hate to have Troutfitters be out of something you need.

The flies used are also described in the document, and you may need to order materials online for tying. You can also buy flies at Troutfitters, the tackle shop at Crowley Fish Camp, and there's a Shell gas station across 395 from Crowley fish camp that also sells flies.

If you want to be paired up with someone on a rental boat, let me know. We already have one request for that.

You can also hire a guide boat. If you wish to do so, I can send you a list of recommended guides. If you want to be paired up with someone for a guide boat, let me know.

The cost for the condo for four nights should be between \$132 and \$210 per person, provided we get the expected number of people for the condos we have anticipated. I'll have a more specific cost on the condo when we have a better idea of the headcount.

U.S. Open Casting Championships at our Own Long Beach Casting Club

MARK FLO; NATIONAL TOURNAMENT CAPTAIN

From August 5 through 9, the Long Beach Casting Club, now in its 100th year, hosted the second annual United States Open Casting Championships. The event, sponsored by the American Casting Association (ACA), showcases some of the world's finest casters, using both plug rods and fly rods and competing in both accuracy and distance events. About 40 individuals participated.

Unlike previous ACA National Tournaments, the U.S. Open also includes events from the International Casting Sport Federation (ICSF). This brought casters from Austria, the Czech Republic, Germany and Switzerland here to Long Beach to compete. We also had casters from Florida, Maine, Michigan, Montana, Oregon, Utah and Washington.



STEVE RAJEFF



WHITNEY GOULD

Those in attendance included Steve Rajeff, who hails from San Francisco and now lives in Washington State. Steve is considered the greatest competitive caster of all time, with 45 ACA All-Around Championships. He is also a 14-time world casting champion. Steve won several of the Accuracy events.

Another competitor, Whitney Gould, was remarkable in this year's competition for beating everyone, men and women, in the 15-Foot Two-Handed Spey Distance event, with two casts totaling 309 feet. This is the second time in competition she has done this!

"US Open"... Cont'd on page 9

Fly Fish the Trinity and Lower Sac Rivers with LBCC

LBCC WILL BE FISHING THE RIVERS OF NORTHERN CALIFORNIA! JOIN US...



ADDRESS: 4140 Churn Creek Rd, Redding, CA 96002
HOURS: Closes at 6:00 PM
PHONE: (530) 222-3555
E-MAIL: info@theflyshop.com

RED LION HOTEL
 1830 Hilltop Dr,
 Redding, CA 96002
 Phone: (530) 221-8700

*Join the club as we venture up north to Redding, California to fish the Trinity and the lower Sac for Steelhead and trout. We will be fishing out of 'The Fly Shop' in Redding, CA. for two days of fabulous Northern California Fly Fishing. **Details are as follows:***

- WHEN:** November 8th–11th, 2025. Arrive on Saturday and depart on Tuesday.
- COST:** The cost of the trip is **\$748.35** per person double occupancy plus a small fee ranging from \$15–\$25 each for boat trailer repositioning. Trip cost detail is: \$531.25 per day for the guide, boat and lunch and \$ 144.73 per night for the room, for two anglers. Please note—this amount is the same as we paid last year! **A great deal!!!** Next year the guide prices go up so this is the final year to enjoy tremendous savings.
- DEPOSITS:** First deposit of **\$531.25** due no later than September 15th, 2025 and should be sent directly to the Long Beach Casting Club—please note this is a change from past years. We are receiving a discount if we send one check from the club to the Fly Shop so send a check to the club.
- LBCC • P.O. Box 90035 • Long Beach, Ca. 90809-0035**
- Second deposit of **\$217.10** will be paid upon departure from Red Lion Hotel when you check out on Tuesday, November 11th.
- INCLUDES:** 3 Nights lodging and one day drift fishing on the Trinity River and one day drift fishing on the lower Sac. Lunch is included on drift days.
- NOT INCLUDED** **Meals, fishing license, Steelhead Card and alcoholic beverages.**
- LODGING:** We will stay at the Red Lion Inn in Redding, a short distance from the fly shop. Includes breakfast each morning. Room arrangements will be provided by Marc Bonvouloir.
- SCHEDULE:** Sunday 11-9-25 we will meet guides at The Fly Shop 8:00am (10 minutes from the hotel) and depart to float the Lower Sacramento. On Monday 11-10-25 we will meet the guides in Weaverville for a full day float/wade on the Trinity River. Weaverville is 1 hour west of Redding. River designations may change due to late fishing conditions.
- GEAR:** For the Trinity 6–8 wt. rods and for the lower Sac 5–6 wt. rods with floating lines. Fishing license and a Steelhead card (\$7.50) are required. Be prepared for all types of weather at this time of year. The Fly Shop will provide rods/reels if needed and all flies.
- MORE:** We have room for 14 members on this trip. Spots will fill quickly so please contact me right away. If you have questions about the trip contact me Marc Bonvouloir 213-369-9525 mrm1b21@gmail.com.

"US Open"... Cont'd from page 7

Also competing was Henry Mittel, who is the current U.S. Open All-Around Champion and a multi-time medalist at the World Casting Championships, held every other year in Europe. This competition was last held in Åhus, Sweden where he won four medals, including two gold. Henry dazzled folks with a cast of 139 feet in Trout Fly Distance, a national record, and 244 feet in the 1/4-Ounce Plug Distance event. Henry repeated as this year's All-Around Champion.

The event concluded with a prime rib dinner, prepared at the Clubhouse by our chefs: John Lincoln and Dan Luas. I am pretty sure a good time was had by all of the contestants.

On behalf of the entire U.S. Open Casting Committee, I want to thank all of the volunteers whose helped to make this event the success that it was:

- | | |
|-----------------|---------------------|
| ❖ Paul Burgner | ❖ Keith O'Donnell |
| ❖ Susan DeLude | ❖ Tom Olson |
| ❖ Mark Flo | ❖ Norm Riggs |
| ❖ Peter Hardash | ❖ Kevin Robinson |
| ❖ Steve Higashi | ❖ Joe Rosenthal |
| ❖ Bruce Jeske | ❖ Shirley Sakaguchi |
| ❖ Mark Kocsis | ❖ Wayne Sakaguchi |
| ❖ Terry Komisak | ❖ Joe Saldana |
| ❖ Colin Kumabe | ❖ Frank Santos |
| ❖ John Lincoln | ❖ Bob Sheppard |
| ❖ Dan Luas | ❖ Mark Tsunawaki |
| ❖ Eddie Madrid | ❖ John Van Derhoof |
| ❖ Cecil O'Dell | |




HENRY MITTEL

Down at the Pond...

KEITH O'DONNELL, CO-CAPTAIN

On Tuesday, July 27, in preparation for the U.S. Open Casting Championships and 113th National Tournament of the American Casting Association, 20 members showed up to give the Pond a fresh look. I want to thank the following people for donating their time and effort to make the Pond look great for this event:

- | | |
|-----------------|-------------------|
| ❖ Scott Harada | ❖ Steve Ludwig |
| ❖ Butch Jones | ❖ Steve Lankenau |
| ❖ Peter Hardash | ❖ Colin Kumabe |
| ❖ Jim O'Connell | ❖ Tommy Kendall |
| ❖ Mark Lipe | ❖ Carl Marts |
| ❖ Bruce Dardis | ❖ Javier Guzman |
| ❖ Dave Ross | ❖ Steve Nakano |
| ❖ Steve Higashi | ❖ Tom Olson |
| ❖ Ken Henderson | ❖ Mark Flo |
| ❖ Tim Lambert | ❖ Keith O'Donnell |



Thank You! to Our Supporters...

Here is a big thank you to those companies and individuals that have donated or will be donating time and or material to the Club in support of our...

100th Year Birthday!



Joanne Bosowski, Artist



and...

- ❖ Lance Egan, fly fisher & fly tier; ❖ Rich & Mary Lou Garrett, pottery;
- ❖ Gary Gonsolley, guide; ❖ Steve Jackson, engraver; ❖ Kevin Green fly tier;
- ❖ Bob Guenther, rod builder; ❖ Al & Judy Ross with Gene Killian, pottery;
- ❖ Kathy Kim, casting instructor; ❖ Joe Libeu, casting instructor;
- ❖ Cecil O'Dell, fly tier; ❖ Dan Oliver, fly tier;
- ❖ John Van Derhoof, casting instructor;

Summer 2025 Fly Fishing Merit Badge: All Scouts Caught Fish!


KATHY WAHL, MEMBER

Since I started coordinating the Fly Fishing Merit Badge in 2023, this is the first time all scouts have caught fish. During the second session (July 28-31), all six scouts caught two or more fish!

I believe this successful outcome is due to the Long Beach Casting Club's skillful, patient and helpful members. Mr. Jeb Price, Long Beach Sea base Director, wrote: "The Casting Club has been absolutely amazing to Sea Base and the Scouting organization as a whole."



The LBCC fly fishing merit badge program improves every year. New this year: Bob Sheppard developed a knot-tying curriculum with kits that clarified the activity. Tony Dycks, who regularly fishes the El Dorado Main Lake, led the fly-tying by teaching the zebra midge and mosquito larvae flies, which were known to catch fish. Aventik donated 40 new vises to the Club for the scouts to use



I appreciate the perseverance of the scouts and the LBCC members who worked together to complete the requirements. Because the helpfulness of the members, and because they wanted to learn more, several scouts asked about becoming members. Hopefully, they will join the Club and continue with their fly-fishing journey.

Thank you to the following volunteers for their dedication to educating our youth in fly fishing.

- | | |
|-----------------|-------------------|
| ❖ Jack Barber | ❖ Eddie Madridl |
| ❖ Sami Dahdal | ❖ Jim O Connell |
| ❖ Art Daily | ❖ Keith O'Donnell |
| ❖ Tony Dycks | ❖ Tom Olson |
| ❖ Albert Hong | ❖ Bob Sheppard |
| ❖ Johnny Juarez | ❖ Jen Van Diest |
| ❖ Terry Komisak | ❖ Craig Wiginton |
| ❖ Colin Kumabe | |



COMING SOON: Surf Fishing Clinic & Beach Outing with Kevin Green

RSVP By 9/10/25

NOTE: If you previously signed up, please do not fill in a new sign-up. When you initially signed up, you should have received a confirmation email from "Google Forms", with the email subject line containing the title "Surf Fishing Clinic".

To check or change your sign-up, please search your inbox for this Google Forms confirmation email and click on the "Edit Response" button to view/edit your response. Or Contact Rick Mori at bvmori@aol.com.

WHO: Members are invited to learn surf fishing from our very own Kevin Green. The clinic is at the Clubhouse on **Saturday, September 13, at 9:00am**. Please sign up so we have enough handouts.

WHAT: Learn the basics and fun of surf fishing right in our own backyard: rods, lines, leaders, flies, presentations, locations and best times.

WHERE: Kevin Green's clinic meeting will be in the Clubhouse with casting demonstrations afterwards. The outing location and time will be provided at a later date.

Clubhouse Meeting & Casting Demonstrations

Date: Saturday, September 13
Time: 9:00 am-Noon
Location: LBCC Clubhouse

Beach Outing

Date: Saturday, October 18 (location and time provided at a later date).

RSVP by: Wednesday, 9/10/2025.

To register, click on following link: [RSVP for Surf Fishing Clinic and Beach Outing with Kevin Green](#)

Beginning Fly Casting "Teach the Teacher" Session –

Classes will be Held on Sunday, Sept. 7 and Sunday, Sept. 14, 2025, Beginning at 9:00 am.

COLIN KUMABE, PAST PRESIDENT

The Long Beach Casting Club will be offering its "Teach-the-Teacher" program this September. The purpose is to train members to teach fly casting.

This class is for everyone who is interested in learning to teach fly casting, including identifying reasons for casting flaws and learning how to recommend ways to fix problem casts. Participants who have attended previous Teach-the-Teacher sessions will be provided with instruction to refresh their memories so they can continue on their fly-casting teaching journeys.

In addition to catching more fish and helping others learn to cast, a benefit of the Teach-the-Teachers Session is that participants learn to coach themselves toward better fly casting.

The Teach-the-Teacher Session is scheduled for Sunday, September 7 and Sunday, September 14 from 9:00 am to noon.

Anyone who is interested in participating, please make sure to notify Colin Kumabe by email, at ctkumabe@gmail.com.

This clinic is for **Members Only**. There is no charge for the clinic.

If you have any questions, please contact:
Rick Mori bvmori@aol.com

Fly Fishing Tools

COLIN KUMABE, PAST PRESIDENT

Let's share information on "best fly fishing tools". Please send via email photos of your favorite fly fishing tools to me at ctkumabe@gmail.com.

In a future Target Talk article, information and photos will be published about the tools. This is not a contest, but a means of information sharing. Please include manufacturer name, model and other information that may be helpful for readers to understand how to purchase or build the tool.

To start, here is my home made hook remover that I copied from a 100-year-old fisherman. My hook remover is made of a brass bar with a drilled hole and an opening. The hook remover greatly reduces the chances of injuring the fish while removing the hook, and keeps the fly from being damaged. This hook remover is better than using hemostats that damage the hackle, dubbing and other material on the hook shank. Good hook removers only contact the bend of the hook in order to prevent damage to the fly.

To use the hook remover, slide the bend of the hook into the slot on the side, while keeping tension on the tippet. While continuing to keep tension on the tippet and hook remover, push the hook remover so as to back out the hook. It's simple and easy to remove hooks that are deeply swallowed, too. Practice casting at LBCC, and I'll see you at the Pond!

Volunteers Needed! LA River Fly Fishing Opportunity for Kids

Saturday, Aug 30, 9:00 am-2:00 pm
Age Group: 6-16

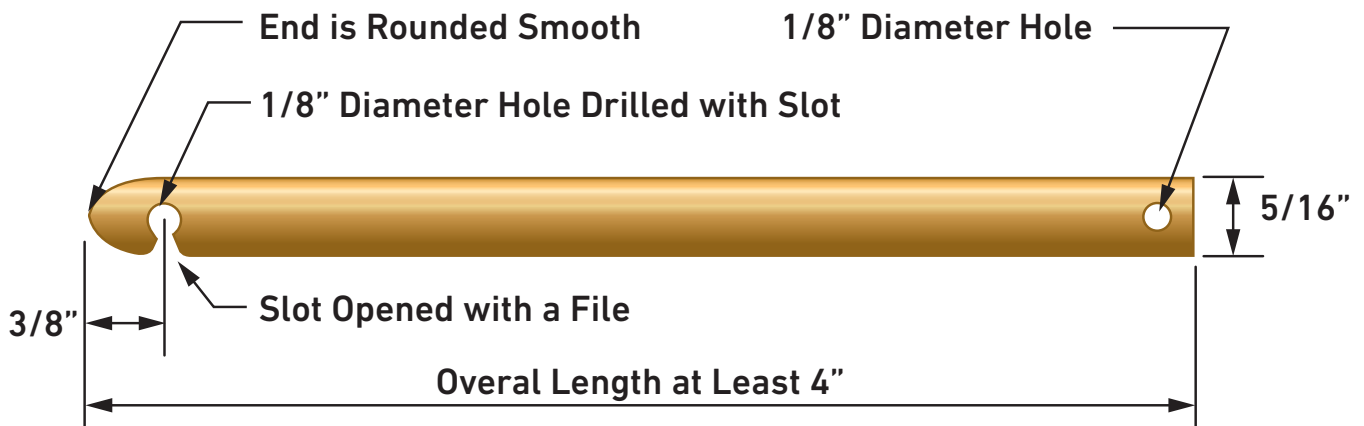
BOB MAYFIELD, PAST PRESIDENT

WHO: Trout Unlimited has reached out with a request for help with its LA River initiative. Please consider whether you have time to assist them with their program to promote fishing.

WHAT: Trout Unlimited needs volunteers on August 30 from 9:00 am until 2:00 pm, teaching kids from six to 16 how to use a rod and reel to fish. This is a unique opportunity to help kids fish the Los Angeles River. It would also be possible for anglers to demonstrate how it's done and then help the kids learn.

WHERE: Lewis MacAdams Riverfront Park, 2999 Rosanna Street, Los Angeles

INTERESTED? Contact Bob Mayfield [714-392-2211](tel:714-392-2211) or bob@impac-marketing.net. We can plan to meet at the Clubhouse and carpooling over, or meet at park.



Recordings of LBCC Monthly Speakers

ROB PETERSON, TARGET TALK EDITOR

Here are our recorded speaker presentations for 2022, 2023 and 2025. Just click on a link, and copy and paste the password at the prompt.

See [February 2022 Target Talk](#), p. 17, for 2021 presentations.

JANUARY 2022: Steph Albano, [Finatical Flyfishing](#),
The topic was: "Global Guide Service for Women".

[Steph Albano Presentation Jan. 27, 2022](#)
Passcode: d9sE1*pn

FEBRUARY: Glenn Ueda, [So Cal Fishing Guide](#)
The topic was: "Planet Carp".

[Glenn Ueda Presentation February 24, 2022](#)
Passcode: 2C!.hWQ1

MARCH: Ernie Gulley, [Ernie Gulley Flyfishing](#).
The topic was: "Stillwater Tactics".

[Ernie Gulley Presentation March 31, 2022](#)
Passcode: Ri65p6%N

OCTOBER: [Lance Egan](#)
The topic was: "Newfangled Nymphing".

[Lance Egan Presentation October 27, 2022](#)
Passcode: i?hk7fd^

NOVEMBER: [Charlie Craven](#)
The Topic was: Fly Tying Demo.

[Charlie Craven Presentation Nov. 17, 2022](#)
Passcode: C%uGCj33

FEBRUARY 2023: [Steve Schalla](#)
The Topic was: "Origins of Golden Trout".
[Steve Schalla Presentation February 23, 2023](#)
Passcode: V?6FufM7

JUNE: Dave Smith, "DIY Fly Fishing New Zealand".

[Dave Smith Presentation June 29, 2023](#)
Passcode: B9*xOP?T

JULY: Howard Uller and Art Strauss, "California Heritage Trout".

This was not recorded, but you can access their presentation here

MAY 2025: Mike Pease, [Mike Pease Adventures](#),
"Fly Fishing the Lost Sierra."

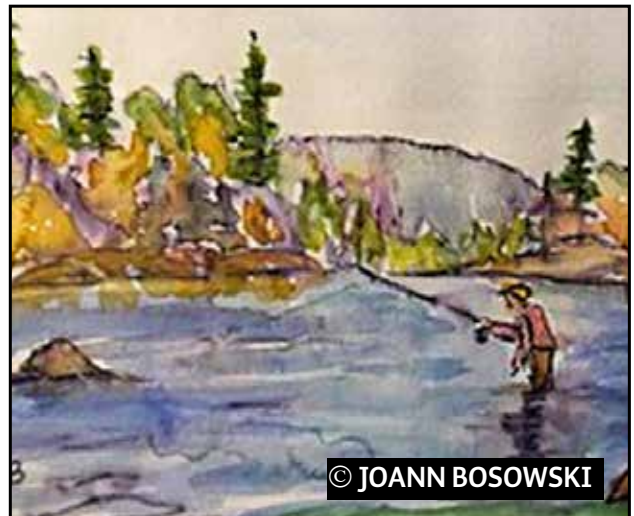
To access the recording, click [here](#). Thanks and kudos to Co-Captain Mark Flo, who recorded the presentation and made it available on YouTube.

JUNE: Mike Peters, [Long Branch Fly Fishing](#), "Fly Fishing the Four Top Destinations in the US."

[Mike Peters Presentation June 25, 2025](#)
Passcode: Ame%\$L3?

JULY: Joe Frisch, [Wild on the Fly Fly Fishing Adventures](#), "Two short trips to fit tight schedules and tight budgets. One Fresh [Steelheading the Deschutes], One Salt [Gulf Coast Redfish]."

[Joe Frisch Presentation July 25, 2025](#)
Passcode: 88S+vYU#



© JOANN BOSOWSKI

Lyme Disease:

Be Aware!

KATHY KIM, MEMBER

A few days after I returned from fishing in Southern Oregon, I started having intense body aches accompanied by chills, headaches and fever. I thought I was coming down with a flu or Covid, but I had no respiratory symptoms and Covid tests came back negative.

After two days of rest and trying to manage the symptoms with Tylenol, I had a phone consultation with a nurse practitioner at Kaiser. She prescribed Tamiflu and 600 milligrams of ibuprofen and ordered a few tests. The tests showed nothing out of the ordinary.

Four days after the symptoms began, I was beginning to feel better. I still felt weak, but I no longer had any aches or fever. So I went on another fishing trip to Montana, which would have been 10 days after I started having my first symptoms. At that point, I felt pretty good; about 90% of normal.

Once I arrived, I felt fine for the first three days of fishing, but I started getting sick again in the evening after the third day. After dealing with body aches and fever all night, I wasn't able to fish the next day, and I slept pretty much all day. I managed to fish the last day (taking ibuprofen every 5-6 hours) and flew home with the rest of the group the next day. Again, I was sick for about four days like the first time, and my symptoms went away after that.

I saw my doctor upon my return, and although we didn't find any visual evidence of a tick bite, she ordered both West Nile and Lyme disease tests, based on where I'd been in the recent weeks. To my surprise, the Lyme disease test result came back positive.

My doctor told me that there is a treatment for Lyme disease, so I was anxious to get started right away, but she told me that there is a secondary lab result we needed to wait for, to determine if the infection was current or from a previous exposure. So I waited

another five days for that result to be available, which confirmed that it is a recent infection, and then I was put on antibiotics immediately. My doctor assured me that the antibiotic treatment works really well now against Lyme disease...fingers crossed.

I'm still puzzled that I had no noticeable tick bite—just a bunch of mosquito bites, but I'm thankful that my doctor ordered the Lyme disease test "just in case". I've learned that early detection is very important in treating Lyme disease, but because the symptoms are so similar to many other illnesses, many people go months or even years without being diagnosed.

I think the "just in case" approach made a big difference for me in detecting the disease early. Since Lyme disease can be traced through a simple blood test, why not ask to order a blood test if you are even remotely suspicious of tick exposure?

Since we all spend a lot of days in the remote wilderness as fly fishing anglers, I believe we are at a higher risk of being exposed to Lyme disease or West Nile Virus. I share my story here in the hopes of bringing awareness about the potentially very harmful Lyme disease.



New Hat Designs: 100th Anniversary

Available only at the Clubhouse

COLIN KUMABE, PAST PRESIDENT

The Long Beach Casting Club is selling special “100th Anniversary 1925–2025” hats. This batch of hats includes a special logo, commemorating the Club’s 100th Anniversary.

When they’re gone, then you will be sorry you missed them. We have also re-stocked our standard Club hat!

Priced at \$20 each, you can’t afford to pass these up. Hats may be purchased only at the Clubhouse of the Long Beach Casting Club.

Just come to the Clubhouse during any event on the calendar, such as the monthly meeting, to purchase these collectible, stylish hats.



Join SPFA @ the Christmas Island
September 9–16, 2025

Space is limited, for inquiries, contact Kathy 714.475.4529 or kkspafa@gmail.com



Eleventh Annual Lower Owens River Cleanup is Coming

Event Will be Saturday, November 1, at Pleasant Valley Campground

CHRIS LEONARD

The California Waterfowl Association Owens River 11th Annual Clean Up is scheduled for Saturday, November 1, 2025. This is the eleventh consecutive year of this fantastic event. Put it on your calendar, and plan to be in Bishop, California for the fall colors, and to give back to one of the Eastern Sierra's blue-ribbon fisheries and its surrounding areas.

All volunteers meet at the Pleasant Valley Campground at 8:00 am on the morning of Saturday, November 1. Coffee and baked goods will be offered to all volunteers. Representatives from important conservation and fishing groups will be present. This is also a great social event. Volunteers are handed trash bags, then divide and conquer to help clean up throughout the valley. Participants reconvene at noon for a lunch of Subway sandwiches, chips, cookies, and cold drinks. There is a free raffle for participants. Event organizer Chris Leonard will take any swag that anyone would like to donate for the raffle. Food and beverages are sponsored by contributing organizations and casting clubs. This event doesn't happen without the selfless support of sponsors. There are many contributors, and no gift large or small goes unnoticed. If you'd like to help sponsor the event and/or donate swag for the raffle, please reach out to event organizer Chris Leonard at [818.288.3271](tel:818.288.3271). Questions can also be directed to Chris Leonard.

No RSVP to participate is required. Just spread the word, show up, and bring family and friends. Remember, safety first the day of the event! A big thank you goes out to the Los Angeles Department of Water and Power for granting us permission to have this organized event.


Fly Tying Tip: Wire

DAVE BOYER, MEMBER

A quick tip from Davy Wotton: as we tie in our materials and (much of the time) palmer them forward, we need to tie them off at the head of the fly. When tying off chenille, feathers, flash or other limp-type materials, we hold the material in our dominant hand and take our thread (awkward hand) and place it over the material to be tied off. If we don't, the material will try to unravel.



One material, wire, is much easier to deal with, as you do not have to be as concerned that it will unravel. Example, if you open-spiral your wire forward you can stop at the head of the hook and just release it (**PHOTO-1**) and it will remain there (**PHOTO-2**; blowup of **PHOTO-1**). You can then take your bobbin holder in your dominant hand and tie off the tag end, similar to when you tie material in.



Fly of the Month: H&L Variant

JOHN VAN DERHOOF; PAST PREZ, HISTORIAN, NE'ER-DO-WELL

A couple of weeks ago I had the pleasure of watching my friend, and one of the very best tiers on the planet, Steven Fernandez, tie at his home club: Sierra Pacific Fly Fishers. Any opportunity I can get to watch him is not only entertaining but educational—I always learn something new watching him. That night's pattern was the H&L Variant.

This was Dwight D. Eisenhower's favorite fly. He could see it and it caught fish for him when he fished on his favorite streams. The pattern was developed, it is rumored, on/for the Frying Pan River in Colorado and it became quite popular all over the West. The 'H' and 'L' stand for House and Lot, because the inventor claimed he could buy a house and a lot with his earnings from tying and selling this fly. It has always been one of my favorites to tie and to fish, but I confess that it has slipped down in its standing over the years, and for no good reason...I think I'll change that.


This fly is quite visible and floats very well (so well that many guides call it a "Dude" pattern as in: "*even the dudes can see it*"). It can be a bit challenging to tie, as the amount of material used in the wing and tail can create lumps and bumps in the underbody, so care must be taken to keep things smooth.

The one bit that I learned from Steven was a different way to tie the body. I feel silly, as I never realized how this could be done, but I can imagine a commercial tier prepping dozens and dozens of peacock herl barbs for doing the body. While I always tied in a stripped barb for the back half of the body, and another peacock barb with all the herl in place for the front half, Steven stripped about 3" of barbules off a single barb, wound half the body with the "quill" and then just kept winding with the remaining herl. Oops, how embarrassing that I did not know this!

Like all flies in what I will call the Wulff series of patterns, the H&L Variant is a searching pattern. However, it does have one attribute that makes it a bit more than that: its color. The fact that its colors are simple and natural makes it a potential insect imitator. Tie up a few and give them a rip!

MATERIALS FOR TYING THE H&L VARIANT

- Hook:** Togatta/Moonlight #301; size 12 (or other standard dry-fly hook)
- Thread:** Magpie Materials 70d; black
- Wing:** Calf body hair; upright and divided
- Tail:** Calf body hair; fairly thick
- Body:** Half stripped peacock barb; half peacock herl
- Hackle:** Magpie Material Riseform saddle; furnace
- Head:** Thread



A PAIR OF
H&L VARIANTS

INSTRUCTIONS FOR TYING THE H&L VARIANT

- 1 Start out by mounting your hook into the vise. Since I am going to tie in my wings first, I am going to attach my thread at the midpoint of the shank, using a Reverse Jam Hitch. This will get my thread moving towards the eye and wrap only one layer of thread. If you want to learn the Reverse Jam Hitch here is a YouTube video of Wayne Luallen demonstrating it: <https://www.youtube.com/watch?v=QISbyhnBIrA>
- 2 Now Steven tied this fly starting with the tail, and then the wing. I tie wing, then tail. I prefer my way, as I feel I reduce a bit of thread, but Steven was all about keeping the underbody smooth. Either way works; just be careful about how you lay down your thread. Select a pencil-sized amount of calf-body hair and stack the tips. Measure the wing to be about the length of the hook (I like the wing to stand proud of the hackle), and tie it in at the thorax. Fold the wing back and squeeze as hard as you can, to help break some of its resistance to being stood up.

Now divide the wing with one wrap from back to front, and then front to back. Lift the wing and make a half dozen very firm turns of thread against its base. Untwist your thread—it will make this part easier—and wrap it around the base of the near wing, finishing with the thread behind the wing. Wind one more turn behind the wing and pull firmly up, and you can actually pull the wing more upright. Add one more turn to lock it, and do the same with the far-side wing. Trim away the wing butts on a long, shallow angle.

- 3 Very smoothly wind your thread back to the bend of the hook, with touching wraps. Select more calf body hair, though only about enough to equal one wing. Stack the tips, and tie them in so the tail is the length of the shank. Trim the butt ends of the tail on a long, shallow angle.
- 4 Select a peacock barb from up near the eye of the shaft, and from the left side as you look at it

(which is actually the right side of the bird). Using a pencil eraser, rub away the barbules from the lower 3" of the barb. The amount you need is dependent on the size of hook. For a #12 hook, the length of exposed barb should be about twice the length of the body or about 1 ½". Tie in the peacock barb low and on the back side of the hook, and with the dull side of the barbules facing forward. With your first attempt, be prepared to test the length by winding forward only the "quill" portion. Then be prepared to unwind it, and the thread holding it down, and to adjust the length shorter or longer as needed to get the "quill" to cover the back half of the body and the forward half with herl. Should the exposed barb be a bit too long, continue to wind forward, then back, so that the herl starts at the midpoint of the body. Understand that the amount you need will vary with the thickness of the underbody, as well as the hook size.

- 5 Tie in your hackle and advance your thread to the front of the wing, and smooth out any abrupt drop-offs that would cause your hackle to tilt or twist. I usually wind at least three turns behind the wing, or four on larger sized hooks. Then I will try to get as many turns in front of the wing as I can without wiping out the head space. Once wound, make a small, neat head and whip finish.

Now, go fish!!!


NOTE:

Tying the body in by the way described is what I would view as a commercial tier's hack. As I said, I could see someone preparing a bunch of peacock barbs in advance then tying them in and winding one after the other, fly after fly. If you aren't a commercial tier (no way I'll ever do that again!), go ahead and strip a peacock barb, tie it in, wind forward halfway and tie it off. Then tie in another barb with all its herl and wind the other half.

My point in presenting this fly is there is **ALWAYS** another way to do things so, clear your mind, open your eyes and get creative!

Calendar of Events

September



2	Tuesday	7:00 PM	Tuesday Night Club Cast
3	Wednesday	7:00 PM	Fly Tying Forum
4	Thursday	7:00 PM	Project Healing Waters Evening Meeting
6	Saturday	8:00 AM	Club Spey Cast
7	Sunday	9:00 AM	Open and Target Casting
			Beginning Fly Casting "Teach the Teacher" Class
		11:00 AM	Sunday Women's Casting Clinic
8	Monday	9:00 AM	Project Healing Waters at LBCC
		6:30 PM	Board of Directors Meeting
9	Tuesday	7:00 PM	Tuesday Night Club Cast
10	Wednesday	9:00 AM	Local Tenkara Event w/A. Strauss
		7:00 PM	Fly Tying Forum
11	Thursday	7:00 PM	Project Healing Waters Evening Meeting
13	Saturday	8:00 AM	Club Spey Cast
		9:00 AM	Surf Fishing Clinic w/ Kevin Green
14	Sunday	9:00 AM	Open and Target Casting
			Beginning Fly Casting "Teach the Teacher" Class
		1:00 PM	Monthly Casting Lessons
16	Tuesday	7:00 PM	Tuesday Night Club Cast
17	Wednesday	7:00 PM	Fly Tying Forum
18	Thursday	7:00 PM	Project Healing Waters Evening Meeting
20	Saturday	8:00 AM	Club Spey Cast
		9:00 AM	Pre-Trip: Crowley Lake w/Steve Timm
21	Sunday	9:00 AM	Open and Target Casting
23	Tuesday	7:00 PM	Tuesday Night Club Cast
24	Wednesday	7:00 PM	Fly Tying Forum
25	Thursday	7:00 PM	Monthly Meeting: Dan Johnson, Trout Unlimited
27	Saturday	8:00 AM	Club Spey Cast
28	Sunday	9:00 AM	Open and Target Casting
30	Tuesday	7:00 PM	Tuesday Night Club Cast

October

1	Wednesday	7:00 PM	Fly Tying Forum
1-5	Week		Crowley Lake Trip w/ Steve Timm
2	Thursday	7:00 PM	Project Healing Waters Evening Meeting
4	Saturday	8:00 AM	Club Spey Cast
5	Sunday	9:00 AM	Open and Target Casting
		11:00 AM	Sunday Women's Casting Clinic
6	Monday	6:30 PM	Board of Directors Meeting
7	Tuesday	7:00 PM	Tuesday Night Club Cast
8	Wednesday	7:00 PM	Fly Tying Forum
9	Thursday	7:00 PM	Project Healing Waters Evening Meeting
11	Saturday	8:00 AM	Club Spey Cast
12	Sunday	9:00 AM	Open and Target Casting

Calendar of Events Cont'd.

12	Sunday		1:00 PM	Monthly Casting Lessons
14	Tuesday	7:00 PM		Tuesday Night Club Cast
15	Wednesday	12:00 PM		Nooner Lunch
		7:00 PM		Fly Tying Forum
16	Thursday	7:00 PM		Project Healing Waters Evening Meeting
18	Saturday	8:00 AM		Club Spey Cast
				Surf Fishing Clinic Beach Outing
19	Sunday	9:00 AM		Open and Target Casting
21	Tuesday	7:00 PM		Tuesday Night Club Cast
22	Wednesday	7:00 PM		Fly Tying Forum
23	Thursday	7:00 PM		Project Healing Waters Evening Meeting
25	Saturday	8:00 AM		Club Spey Cast
26	Sunday	9:00 AM		Open and Target Casting
28	Tuesday	7:00 PM		Tuesday Night Club Cast
29	Wednesday	7:00 PM		Fly Tying Forum
30	Thursday	7:00 PM		Monthly Meeting: Rich Chaippone, Alaska Katmai DIY
November				
1	Saturday	8:00 AM		Club Spey Cast
		9:00 AM		Pre-Trip: Steelhead Trip w/ Mard Bonvouloir
2	Sunday	9:00 AM		Open and Target Casting
		11:00 AM		Sunday Women's Casting Clinic
3	Monday	6:30 PM		Board of Directors Meeting
4	Tuesday	7:00 PM		Tuesday Night Club Cast
5	Wednesday	7:00 PM		Fly Tying Forum
6	Thursday	7:00 PM		Project Healing Waters Evening Meeting
8	Saturday	8:00 AM		Club Spey Cast
8-11	Week			Steelhead Trip w/ Marc Bonvouloir
9	Sunday	9:00 AM		Open and Target Casting
		1:00 PM		Monthly Casting Lessons
11	Tuesday	7:00 PM		Tuesday Night Club Cast
12	Wednesday	7:00 PM		Fly Tying Forum
13	Thursday	7:00 PM		Project Healing Waters Evening Meeting
15	Saturday	8:00 AM		Club Spey Cast
16	Sunday	9:00 AM		Open and Target Casting
18	Tuesday	7:00 PM		Tuesday Night Club Cast
19	Wednesday	12:00 PM		Nooner Lunch
		7:00 PM		Fly Tying Forum
20	Thursday	7:00 PM		Monthly Meeting: Chris Leonard, the Lower Owens in Winter
22	Saturday	8:00 AM		Club Spey Cast
23	Sunday	9:00 AM		Open and Target Casting
25	Tuesday	7:00 PM		Tuesday Night Club Cast
26	Wednesday	7:00 PM		Fly Tying Forum
29	Saturday	8:00 AM		Club Spey Cast
30	Sunday	9:00 AM		Open and Target Casting



For *September 2025*, our club's monthly special 20% discount will be set on the Aventik website.

<https://aventiksports.com/collections/club-special>

It covers 10 products from fly fishing reel, fly tying vise and some accessories. Detailed info seeing following:

1. IM12 Nano Tenkara Rod
2. S-Glass Fly Rod
3. IM12 Nano Carbon Fiber Short Switch Fly Rod
4. 11'6" 4sec Double Hand Switch Rod
5. IM12 Japanese Carbon Fiber Fly Rod
6. Ruby Wave Series Fly Reel
7. FLK II Fly Fishing Reel
8. 081 Colorado Fly Tying Vise
9. Tenkara Curved Wooden Landing Net
10. Fishing Line Cutter with Retractable Buckles



Whether you're looking for the latest fishing gear or accessories, this is the perfect time to upgrade your collection. Free shipping on orders over \$50, click through our website to add new items to your fishing equipment collection.

Easy shopping, quality assurance, worry-free after-sales!

GOLDEN SAILS

LB — HOTEL — CA



SET SAIL FOR COMFORT & CONVENIENCE

- On-site fitness center
- Complimentary Wi-Fi
- 24-hour business center
- Outdoor year-round heated pool
- Oversized spa
- Spacious courtyard with gazebo, ideal for weddings
- On-site vending machines
- Coin-operated laundry
- ATM machine
- Complimentary USA newspapers in the lobby
- 173 guest rooms featuring:
- Work desk
- 32 inch flat-screen TV
- Microwave
- AM/FM alarm clock radio
- Mini refrigerator
- Single cup Haus Maid coffee maker
- Ironing board
- Hairdryer
- Aquamer Institute Swiss® bath amenities
- Air conditioning

GOLDEN SAILS HOTEL

6285 E. Pacific Coast Highway, Long Beach, CA 90803 | (562) 596-1631 | goldensailshotel.com



WWW.OLDMOEGUIDESERVICE.COM • 435-885-3342



 **hotel CURRENT**

WAYNE NAGEL
Hotel Manager


d 562.597.1341 x401
f 562.597.5171
wayne@hotelcurrent.com

5325 e. pacific coast hwy
long beach, ca 90804

www.hotelcurrent.com



JUNKYARD SPEY



www.redshedflyshop.com



**YOUR FLY FISHING DESTINATION
& RESORT OUTFITTER**

**FLY FISHING EXCURSIONS • CLASSES
PRIVATE INSTRUCTIONS**

(310) 749-6771

3901 Brayton Ave., • Long Beach, CA 90807 • www.spfadventures.com