

Inside

- ❖ Fly of the Month: Green River 2025
- ❖ Club Trips for 2025
- ❖ Three Month Calendar

Highlights

Page 3: June Speaker Michael Peters
Page 6: Tales of Two Green River Trips
Page 15: Dean Rickerd, Past President: The Caddis Couple

Target Talk

NEWSLETTER OF THE LONG BEACH CASTING CLUB, ESTABLISHED 1925

JUNE 2025

WWW.LONGBEACHCASTINGCLUB.NET

Leader's Line...

It's Time to Go Fishing, so Plan a Trip and Enjoy the Great Outdoors!

TOM OLSON, PRESIDENT

Some of the best fishing months of the year are coming up, with more daylight and warmer weather. Beginning Fly Tying, the Southwest and Spey Tournaments and our recent corbina clinic are behind us. Monthly meetings, weekly casting, Fly-Tying Forums and rod building are underway.

If you are new to the Club, or have been a member but have questions about where to go or what gear you need to catch fish, or you just need a refresher, there are experienced members who would love to help you.

LBCC is a "teaching club" and we have several programs throughout the year, but if you missed them, or joined after those programs, there are several of us who can give you some personalized attention to get you on the water, be it the salt or fresh water.

Would you like someone to help sort out your gear, set up a leader, learn the essential knots? We have

an extensive course in the fall but if you want to fish this summer and have questions, we want to help. The Clubhouse on the weekend is a great place to bring your gear down, lay it out on a table, and get it organized.



Send me an email at tom.olson.lbcc@gmail.com and let me know what you need help with and your availability. I'm at the Clubhouse almost every Saturday and would be happy to help. If several of you reach out for help, I'll call in the Cavalry and get backup.

LBCC is here to help you learn and enjoy fly fishing, now and in the years to come.

Club Trips for 2025

ANDREW FAIRBANKS, 2ND VICE PRESIDENT

TRIP DATE	TRIP & LEADER
May 27-31	Fall River w/ Marc Bonvouloir Pre-Trip May 19, 7:00 pm (Zoom meeting).
July 18-20	Brookie Bash w/ Armando Palomares Pre-Trip July 12, 9:00 am.
July 18	Tenkara event at Brookie Bash w/Cecil O'Dell
July 19	Brookie Bash day.
August 21-25	Backpack trip to Thousand Island Lake w/Jim Garvey Pre-Trip, August 13, 7:00 pm.
August 23	Yards and Inches w/Mick Woodbury, Pre-Trip August 19, 6:30 pm.
Sept 10	Local Tenkara event 9:00 am w/Art Strauss No Pre-Trip.
Oct 1-5	Crowley Lake w/Steve Timm, Pre-Trip Sept 20, 9:00 am.

Trip locations, dates and pre-trips change, so monitor Target Talk or the web calendar for the latest information. Deposits for trips which are "double occupancy", and require deposits in advance, are non-refundable. If you cancel, your deposit will only be refunded if a Club member replaces you.

If you would like to be a streamkeeper and you need help organizing a Club trip, please email me. Also, please contact Andrew Fairbanks if you have suggestions for a Club trip or if you have any questions at:

andrewfairbanks7@gmail.com.



OFFICERS

PRESIDENT

TOM OLSON

1ST VICE PRESIDENT

TONY DAUS

2ND VICE PRESIDENT

ANDREW FAIRBANKS

CO-CAPTAINS

MARK FLO

KEITH O'DONNELL

MEMBERSHIP SECRETARY

SHAWN FIFE

TREASURER

ED ALVARADO

CORRESPONDING SECRETARY

CRAIG WIGINTON

FACILITIES DIRECTOR

PETER HARDASH

SENIOR DIRECTOR

STEVE JONES

JUNIOR DIRECTOR

BOB MAYFIELD

TARGET TALK EDITOR

ROB PETERSON

June Speaker: Michael Peters, Long Branch Fly Fishing

Topic: Fly Fishing the Four Top Destinations in the US

TONY DAUS, 1ST VICE PRESIDENT

Mike, owner of Long Branch Fly Fishing, shares his experiences and techniques with a variety of fish in the lower 48 states, Alaska and Mexico.



Mike has been fishing since he was three years old! He fished with his grandfather on weekends as a kid, and at the age of five, he fished in his grandfather's pond every day of the summer. Mike grew up in Lakewood, CA. He was a track and football star and played running back and kick returner for Ole Miss. Mike loves to fish across the West and Mexico. He guides local salt and fresh water and in Alaska. When not fishing, he lives in Lakewood with his family.



Join us on Thursday, June 26 at 7:00 pm, at the Clubhouse or on Zoom.

JOIN ZOOM MEETING

<https://us06web.zoom.us/j/89171567977?pwd=b90aQqN71CVL7IiHGHBDLnuE3sauFl.1>

Meeting ID: 891 7156 7977

Passcode: 252482



Fly Tying Forum June Schedule

MATT MURDOUGH, MEMBER

Summer is almost upon us! This month we'll try our hand with patterns that provide platforms for experimentation—try these basic designs and then adapt them for the rivers you fish and your personal tying style.



Matt will start things off with Charlie Craven's Dirty Hippy. This large-profile streamer is designed with big water and trophy trout in mind, but can be easily tailored to imitate a variety of fresh- and saltwater baitfish.



The following week, we welcome Kevin Green to the instructor's table to show us his Purple Sand Crab—a bulletproof pattern for the Southern California surf.



Next up, Joe Libeu is back with an encore presentation of his Cul de Canard (CDC) class. CDC is one of the most versatile and fishy natural materials out there—come see what Joe has cooked up for us this time!





BUFFALO MOUSE FLY

Finally, we have a special shout-out to Mike Sweeney, the winner of our buffalo fur fly tying contest with a super-realistic mouse pattern. Awesome job, Mike!

Anyone is welcome to join our regular sessions at 7:00 pm every Wednesday, regardless of tying experience. Please email Shirley Sakaguchi (sakagusc@gmail.com) to be added to the Forum email list. Shirley sends out pattern sheets for the flies covered in the coming month, and Matt Murdough provides materials for anyone who needs them.

Anyone interested in leading a tying session should reach out to Matt (mmroaringbrook@gmail.com) to get on the schedule.

If you have a pattern you want to learn, please let us know, we likely have someone in the Club who can demonstrate it for us.

Looking forward to seeing some new faces at the Forum!

DATE	GENRE: PATTERN	INSTRUCTOR
6/04/25	Streamers: Craven's Dirty Hippy	Matt Murdough
6/11/25	Saltwater: Purple Sand Crab	Kevin Green
6/18/25	Tying with CDC	Joe Libeu
6/25/25	Open Tying Night	None

Crowley Club Trip Coming up Soon!

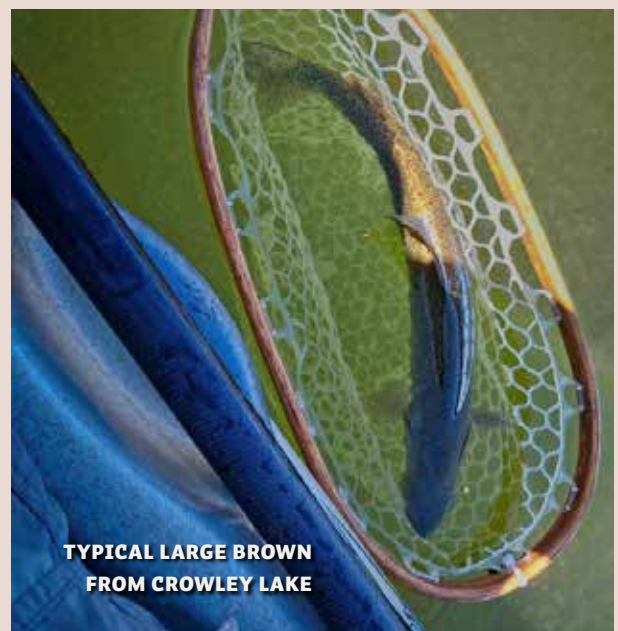
Trip is October 1-5. Contact Steve Timm to arrange for lodging and receive fly tying recipes

STEVE TIMM, MEMBER

The Club trip to Lake Crowley is coming up soon. If you want space in the Club condo, email Steve Timm at srtimm20@hotmail.com. You can also do your own lodging if you wish.

The fish in Crowley are big. Expect fish from 16" to 20", with a couple 24" or more. Early reports this season are that the lake is fishing well. High catch counts are being reported.

The trip is October 1-5; arrive on the 1st, and leave on the 5th. The pre-trip meeting is September 20. I will send you a copy of the fly tying recipes when you email me that you are going, so that you have time to purchase fly tying supplies online. You can also purchase flies up at Mammoth Lakes during the trip.



TYPICAL LARGE BROWN FROM CROWLEY LAKE

Tales of Two Green River Trips

The Long Beach Casting Club's Two Successful Trips to the Green River Make for Another Year of Fantastic Fishing Memories

COLIN KUMABE, PAST PRESIDENT
ANDREW FAIRBANKS, 2ND VICE PRESIDENT

The red ochre canyons and shining emerald waters of the Green River once again delivered a spectacular experience for LBCC anglers. Large buttery brown trout and stout bright rainbows were happy to connect with us throughout the trip. Many folks enjoyed double-digit days, with 16" or larger fish taken on both dries and nymphs.



FIRST WEEK PARTICIPANTS: Top row, left to right: Dan Rivett, Christine and Joe Saldaña, Andrew Fairbanks, Shawn Fife, Sandy and Keith O'Donnell, Van Lloyd. Bottom row: Mike Rey, Dan Luas and Vivian, Sandra and John Lincoln, Bill Bails, John Barnhill. Not shown: Rick Stephenson, Bob Nicoll.

The first week saw slightly more nymph fishing opportunities than dries, but both were fun and productive. Even the lake at Red Canyon Lodge offered good fishing, with chunky rainbows waiting for anyone

who found that eight hours of floating or walking the river wasn't enough angling for one day.

The camaraderie was terrific, with group meals full of laughs. We had several first-timers to the Green during the first week who did very well. Joe Saldaña got his first brown trout on a dry fly and his largest brown trout ever. Mike Rey racked up the fish count and even came in for a near-tie for the largest fish, only to be slightly outdone by Sandy O'Donnell. Isn't it always that way, fellas? I can hear that old blues song from Taj Mahal right now.

Two groups of happy successful members made the annual pilgrimage to the Green River. These trips are popular each year, with 34 members participating.

Fishing and catching was great, with the daily afternoon mayfly hatch being a significant factor bringing success. From around 11:00 am until 6:00 pm the mayflies were hatching in unusually large numbers in Week Two. During these very heavy hatches, the water surface contained more than 100 flies per square foot. Also, "foam piles" of mayflies were commonly found along the shoreline, especially in slower water.

Weather triggered the blue-winged olive mayfly hatch in huge numbers. Weather was milder the first week, while the second saw Utah spring-like weather with snow, sleet, hail, gusty wind and rain. Hot days calmed the mayfly hatch, with significantly lower numbers of rising fish.

When the surface is covered with mayflies, dry fly fishing becomes more luck than accuracy in catching rising fish. Occasionally, a trout would rise to a mayfly. However, the primary feeding pattern was rising and eating rhythmically, with mouth opening and closing on anything that happened to drift in. Sorry, good fly tiers: indiscriminate feeding means that junk flies work too.

The subsurface insect action is often considered to be much more vigorous than what is seen on the water surface. Throughout the whole week, nymphing was



MIKE REY AND ONE OF HIS BROWN TROUT

the most productive way to put up big numbers. Club members reported that their guides used a variety of sizes and patterns of mayfly nymphs. The trout seemed to be eating everything!

Preparation for your next trip will start with a visit to the Long Beach Casting Club Pond to practice casting and place your fly in the magic feeding lane. See you at the Pond!



SECOND WEEK PARTICIPANTS: left to right: Craig McCombs, Julie Peterson, June and Kevin Theberge, San Sasi, Chris and Emily Diggons, Mark Flo, Susan DeLude, Mike Martin, Dave Robinson, Colin Kumabe. Back Row: Sonia Nazario, Bill Rengensberger, Rob Peterson, Ed Alvarado

SOME GREEN RIVER WILDLIFE PICTURES FROM THE SECOND TRIP...



LBCC Backpack Trip to Thousand Island Lake!

The LBCC Crew Will Hike From Agnew Meadows to Thousand Island Lake and Back from August 21–August 25

JIM GARVEY, MEMBER

The 2025 LBCC Sierra backcountry fly fishing backpack trip will be August 21–25.

Thursday, August 21 is the drive up day to Agnew Meadows where we will car camp at the USFS Campground, (first come-first served, non-reservation) have a potluck dinner, acclimatize and prepare for an early start the next morning. We will be hiking a loop starting from Agnew Meadows up Shadow Creek to Ediza Lake the first day.



The next day will take us up to the bench below Mt. Ritter on the Sierra Crest, from there we take an interesting country route through open country passing Nydiver Lakes and Garnet Lake as we descend to Thousand Island Lake where we will camp for the next two nights.

We hike out on Monday, August 25 via The River Trail back to Agnew Meadows and drive home.


The hike from Agnew Meadows to Ediza Lake is seven miles overall. The moderately strenuous five-mile section from the San Joaquin River Crossing to the lake has 1,300 feet of elevation gain. Much of the trail follows Shadow Creek, providing fishing stops along the way.

Participants should have some previous mountain backpacking experience, conditioning and weight appropriate equipment allowing for a full pack weight of 32 lbs. or less. Given that this is the High Sierras, be prepared for rapid changes in the weather, including rain, wind and snow.

The Wilderness Permit is currently for nine people, we may be able to add some more at a later date. The work on the road from Minaret Summit to Agnew Meadows will continue into this summer and may cause periodic road closures. We will monitor the conditions and keep participants updated.

In 2022 our trip into the Ediza Lake Area came right after a significant monsoon event that affected the fishability of Shadow Creek and Ediza Lake which normally offer ideal fly fishing opportunities; this trip will let us experience those opportunities and explore new ones along our route.

Please feel free to contact either Jim Garvey (jim_garvey@sbcglobal.net, 310-985-0761) or Colin Kumabe (ctkumabe@gmail.com, (562) 221-9418) to sign up or with any questions you may have.



Brookie Bash 2025!

ARMANDO PALOMARES, MEMBER

WHEN: July 18-20, 2025

WHERE: Eastern Sierras

WHY: *"Rookies and Brookies are made for each other" ...Jeff Sadler*

ALSO: the chance to achieve the legendary "Sierra Grand Slam", "Sierra Slam" or as it has been known here at the Club "The Sadler Slam" (five species of trout in one weekend: brook, brown, cutthroat, golden and rainbow).

RULES:

- ❖ All participants must be current Long Beach Casting Club members (paid membership).
- ❖ The brook trout must be taken from the Rock Creek/ Mosquito Flats Drainage on Saturday, on a dry fly (all other species: brown, cutthroat, golden and rainbow can be caught in any other waters of the Sierras, by nymphing, dry fly or streamer).
- ❖ Fish to hand or to net qualify (and this is the one time size does not matter; "dinks" do count)
- ❖ Have fun and enjoy the camaraderie!

As previously written in Target Talk, this year **there will not be a group condominium**. The participants are responsible for setting up their own lodging.

The **pizza party will be Saturday at 6:00 pm** at the McGee Creek parking lot, on the northbound side of 395. Please RSVP by the pre-trip on July 12. Cost will be \$15.00 per person, BYOB/BYO Chair. Remember: once you RSVP to the pizza party, you're committed; no-shows still pay up. I pick up the pizza and bring it to our location, so I need an accurate head count.

Any questions or concerns please contact me:

a.palomares@sbcglobal.net or

text me at (760) 644-2755.

All participants, please **make sure your emergency contact information is up to date in the Club Roster**.



MR. VAN DERHOOF ON A PREVIOUS 'BASH

Please plan on attending the pre-trip meeting; it will be Saturday, July 12 at 9:00 am at the Clubhouse. There you will receive:

- ❖ Free advice (remember it's free; you get what you pay for)
- ❖ Maps (with secret spots...yea right)
- ❖ Brookie Bash flies (just a suggestion)




Thank You! to Our Supporters...

Here is a big thank you to those companies and individuals that have donated or will be donating time and or material to the Club in support of our...

100th Year Birthday!



JUNKYARD SPEY



www.redshedflyshop.com



Joanne Bososki, Artist



and...

- ❖ Lance Egan, *fly fisher & fly tier*; ❖ Rich & Mary Lou Garrett, *pottery*;
- ❖ Gary Gonsolley, *guide*; ❖ Steve Jackson, *engraver*; ❖ Kevin Green *fly tier*;
- ❖ Bob Guenther, *rod builder*; ❖ Al & Judy Ross with Gene Killian, *pottery*;
- ❖ Kathy Kim, *casting instructor*; ❖ Joe Libeu, *casting instructor*;
- ❖ Cecil O'Dell, *fly tier*; ❖ Dan Oliver, *fly tier*;
- ❖ John Van Derhoof, *casting instructor*;

Pizza and Casting Skills Challenge!

COLIN KUMABE, PAST PRESIDENT

Casting on an empty stomach is harder than you would think. So, on Saturday, June 14, starting at 11:30 am in the Long Beach Casting Club Clubhouse, we'll be serving pizza for lunch before casting. RSVP is required to participate in this FREE event (to RSVP click [here](#)).

Instructors will be provided to assist with completing the Casting Skills Challenge. Improving casting skills is difficult without coaching, instruction and **a good lunch**. The steps to improved control of the fly line and significantly better fishing success are mapped out in the Casting Skills Challenge Program, developed by Fly Fishers International.

The Long Beach Casting Club is the place to help with improving casting skills. Experienced casters and instructors are available to assist with completing the challenges.

A simplified summary of the tasks in the casting challenges is below:

BRONZE LEVEL

- ❖ Pick up/lay down
- ❖ Roll cast
- ❖ Accuracy casts
- ❖ Shoot line
- ❖ Distance cast

SILVER LEVEL

- ❖ Pick up/lay down
- ❖ Belgian cast
- ❖ Accuracy casts
- ❖ Shoot line
- ❖ Reach mends
- ❖ Distance casts

GOLD LEVEL

- ❖ Loop control
- ❖ Slack line presentation
- ❖ Seated/kneeling cast
- ❖ Non-dominant accuracy casts
- ❖ Curved cast
- ❖ Roll cast pickup and shoot
- ❖ Back casts delivery
- ❖ Distance cast

Details for each task in the challenge may be found at:

https://www.flyfishersinternational.org/Portals/0/LearningCenter/FCSD/FFI_FCSD_Program_Quick_Reference_Guide.pdf?ver=b0n2x6VtXtsTPrFmGfgWjg%3d%3d

All members of the Long Beach Casting Club are invited to take these steps toward better fishing.

For more information, contact Colin Kumabe, Past President, ctkumabe@gmail.com.

Long Beach Casting Club New Members

SHAWN FIFE, MEMBERSHIP SECRETARY

The Board of Directors approved these new members at the last Board meeting:

- ❖ Roger Yoshioka of Los Angeles
- ❖ Damian Ross of Ontario
- ❖ Garrett Gibson of Long Beach
- ❖ Norm Nielsen of Chico
- ❖ Bill Nelson of Hawthorne
- ❖ Kerry Tuma of Newport Beach
- ❖ Ydan Guerrero of San Marcos
- ❖ Bill Heard of Whittier
- ❖ Joseph Ciccarella of Los Alamitos
- ❖ Lucia Soto of Coyhaique
- ❖ Julie Gissel of Long Beach
- ❖ Erik Leander of Long Beach
- ❖ David Robinson of Seal Beach

Please greet and welcome all of our new members at the Club's monthly meetings. Here's wishing them a lifetime of healthy hatches and tight lines.

Members: if you see visitors at Club meetings, let's make them feel welcome and inform them of the activities we have to offer!

LBCC Endowment Fund Annual Appeal 2025

RICK HILLES, LBCC ENDOWMENT FUND CHAIRMAN

Please support the LBCC Endowment Fund with a gift that keeps on giving.

If you have already donated to the Endowment Fund this year, my fellow Endowment Committee members and I thank you. We know you may have already donated to the 100-Year Anniversary Fund Raiser. And you have likely paid your dues, or you will be soon. But if you have the means from good fortune, such as a windfall inheritance, or perhaps a rewarding year of investing in the stock market, and you would like to do more financially to show your appreciation for the knowhow and good will so generously shared by your fellow Club members, the Club will benefit greatly from your support.

One of the best things about donating to the Endowment Fund is that your gift will keep on giving. Because your gift becomes part of the principal in the Fund, it is reinvested and not spent. Only its earnings are used for operational purposes, so it's a gift that keeps on giving.

The Fund was established in 2011 with a modest contribution of \$5,000 and, with the guidance of the Endowment Committee, has grown to \$250,000, an amount that enables it to contribute its net investment earnings to help the Club with operating expenses. This year the Fund will provide a dividend of \$3,000.

Another advantage of the Fund is that it provides the Club with a solid financial foundation, in case a major emergency threatens the future of the Club. The principal in the Fund can be used only for that purpose. It's no small coincidence that the Fund was established in 2011, about two years after the fire that caused major damage to the Clubhouse.

Because of your support, the Club continues its work to provide educational opportunities for everyone

who has a shared passion for flyfishing, as well as to protect wild fish habitat and to promote fly casting, catch and release.

This past year has been a busy one with educational programs involving beginning casting, intermediate casting, casting certification, the Southwestern Casting Tournament, rod building, fly tying, monthly speakers, monthly trips, instructions for vets...programs which have attracted nearly 500 participants. We are proud of our role in furthering the sport of fly fishing. Your support is essential to keeping that going.

Please consider making a tax-deductible donation right now. Also, we have added a feature which enables you to make a bequest from your estate to the fund as a legacy gift. Please let me know if you would like to do so.

Do You Have Video Photography Experience?

MARK FLO, MEMBER

We are looking for a creative volunteer to make videos of the ACA National/ U.S. Open to be held at the Club Tuesday August 5th through Saturday August 9th.

We would also very much appreciate having one or two people to take still photos of any and all aspects of the competition that they find interesting.

If you can help to chronicle this exciting event, please contact Mark Flo.

Phone: 562 743-7434

Email: markcflo@yahoo.com

Volunteers Needed for US Open at Long Beach Casting Club!

LBCC hosts the US Open from August 5 to August 9, 2025—scorekeepers and assistant judges are needed

MARK LIPE, MEMBER

Long Beach Casting Club is hosting the US Open Casting Tournament from August 5-9, 2025. The Club has a rich history in hosting national tournaments during 1953, 1961, 1971, 1978, 2000, 2006, 2011, 2015 and now 2025. We have a reputation for providing well-organized and spectacular tournaments.

To continue this trend, we need dedicated volunteers to function as assistant judges and/or scorekeepers, to support the tasks at hand during this prestigious five-day event. While prior exposure to the specific games is beneficial, it is by no means required. The tasks for these positions are fairly simple and can be summarized as follows:

SCOREKEEPER:

The main task of the scorekeeper is to record the scores achieved by the caster. This requires listening to the head judge and writing the called-out score number on the caster's scorecard. In some events, rare but possible infractions (e.g, "Tick" and "Extra False Cast" are recorded in an abbreviated format.

The scorekeeper sits in a chair next to the caster, where communication with the head judge is easiest. The scorekeeper will assure that the scorecards are delivered to the official scorekeeper in the Clubhouse in an organized and timely manner.

ASSISTANT JUDGE:

The assistant judge assists the experienced head judge, who is ultimately responsible for all judgement calls. In the accuracy games, the assistant judges will

position themselves in the water adjacent to the head judge, and communicate with hand signals to the head judge regarding the score at each target.

The assistant judge also looks out for ticks, i.e., when the fly touches the water during false casting. In distance games, the distance score is noted relative to the buoy distance markers and is measured to the nearest foot.

VOLUNTEER TRAINING SESSIONS:

When: Sundays July 13, July 27 and August 3 from 10:00 am to 12:00 noon

Where: Clubhouse Pond

Training sessions for scorekeeper and assistant judges will include:

- ❖ Rules, scoring and demerits of each casting game,
- ❖ Terminology/communication used during scoring,
- ❖ Positioning and movement of the judges to maximize their vision with minimal disturbance to the caster,
- ❖ Completing and processing the scorecards,
- ❖ Casting box and tournament etiquette.

Please email or text Mark Lipe at:

mlipe@elcamino.edu
(562) 537-6955

regarding your availability and interest in serving as an assistant judge and/or scorekeeper so we can arrange event day and time assignments. We are hoping to find enough volunteers to permit us to arrange shifts that are short enough to avoid fatigue.

Thank you in advance for your assistance, dedication and commitment in making this upcoming US Open Ca:



New Hat Designs: 100th Anniversary

COLIN KUMABE, PAST PRESIDENT

The Long Beach Casting Club is selling special “100th Anniversary 1925–2025” hats. This batch of hats includes a special logo, commemorating the Club’s 100th Anniversary. When they’re gone, then you will be sorry you missed them. We have also re-stocked our standard Club hat!

Priced at \$20 each, you can’t afford to pass these up. Hats may be purchased only at the Clubhouse of the Long Beach Casting Club. Just come to the Clubhouse during any event on the calendar, such as the monthly meeting, to purchase these collectible, stylish hats.



Join SPFA @ the Christmas Island
September 9–16, 2025

Space is limited, for inquiries, contact Kathy 714.475.4529 or kkspafa@gmail.com




The Caddis Couple: My Observations & Techniques

DEAN RICKERD, PAST PRESIDENT

[REPRINTED—FIRST APPEARED IN MAY, 2011 EDITION OF TARGET TALK]


When caddis flies are active (flying, emerging or submerged), I've found that a two-fly presentation is very effective. The terminal tackle configuration, which I call the "Caddis Couple" is the upper fly—a dry fly pattern, usually a #14 Elk Hair Caddis—followed below by at least 30 inches, an un-weighted #14 Peacock Partridge Soft Hackle.

On a floating line these flies can be fished in many ways representing caddis fly activities. Casting quartering upstream with a drag free drift, the upper fly acts as an indicator of strikes on the lower fly. Often times the upper fly is taken as a dry. Also, on the drift and with the soft hackle acting as an anchor, the dry fly can be lifted off the waters surface and laying back down on the surface imitates a female caddis laying or dapping her eggs in the surface film. At the end of



the downstream drift, drag starts. Pulsing the flies with the rod tip usually brings more strikes than pure dragging on the swing.

When the Caddis Couple is directly below you, let them hang for a while in the current. Retrieve slowly,



sometimes with very small pulses. Often the flies pass over the fish into its window of vision bringing a vicious reactive strike at the emerging flies. If the fish are rising, a small split shot can be pinched on 18" above the bottom fly allowing it to sink deeper throughout drift and retrieve to fish holding on the bottom. The upper dry fly gets pulled under occasionally but the number of hits on the lower fly makes it all worthwhile.

All in all, under all of the Caddis Couple's hook-ups approximately 50% on each fly occurs and the catch rate is significantly better than when only one fly is used. Sometimes both flies are hit during a swing resulting in the chaos of a double hook-up. This is really true when both fish are larger than 12"! When it becomes really interesting is when they each go in opposite directions often resulting in the loss of one or both fish. Of course, if they both swim towards you there is the chance of netting them both and increasing your catch rate!

Happy fishing!

(Dean is a past President of the Club and splits his time between his home on the Rogue River in Oregon and the other one looking out over Henry's Lake, in Idaho. He spends most of his waking moments fishing or working out how he is going to fish the next time he goes out and has the photos and fishing logs to prove it. If Dean uses the system described in the article it's because it works and works well—ed.)

Fly of the Month: Green River 2025

JOHN VAN DERHOOF; PAST PREZ

I know I end up sounding like a broken record but **DANG**, the Green River is amazing! This was my 14th consecutive year—yes, even through COVID—fishing there and this one rates as numero dos on my Best Trip Ever scale (Number One was the trip to the Green with my daughter Nicole in 2011). Like every year it was different and in just about every fashion, but to say I got lucky is an understatement. However it didn't start out that way...

On Saturday before leaving FlyBuy in the late morning I was backing out in my car. I was using my rear camera looking at the tree drawing closer when someone shouts my name. You know what happened: **bang**, with the sound of all the rear window glass exploding out of its frame. The window frame and rear gate were bent, so no Safelite for me! It was off to talk to my insurance and get a rental car.

After a long drive, yup I go straight through, I got to Flaming Gorge Resort and was able to check in a little early. Sure, I could have just gone down to the river, but trying to put together your gear from a full car is a pain in the butt. Much nicer if you can dump off stuff and assemble rods and reels in the comfort of your motel room, and then hit the river all kitted out, which is exactly what I did. I got to the river and managed a couple of fish, but my timing was way off and I missed several grabs. I kinda think exhaustion from the drive up and the stress of the day before with the car had something to do with it—well, duh, John! An early, light dinner and sleep was needed plus I had a zero dark thirty start in the morning.

Now the last several years I have been heading up to the Green a couple of weeks earlier. Not really the best time to go, but I combined tying flies at the East Idaho Fly Tying Expo in Idaho Falls as an excuse to go fishing. Well, that was not going to happen this year. Due to a scheduling conflict that tying event started on Valentine's Day, and there was no way I was going to fish the Green in mid-February! Additionally, many of my friends who attend, even those who live a lot closer to Idaho Falls, weren't even going. That made my decision to go a bit later than usual an easy one. Wow, what a difference two or



three weeks make. Last year I was frozen and frost-bitten, and this year I came home with sunburn!

Monday morning arrived and it was sunny and a balmy 38° (last year it was 12° and snowing). I have only fished with three guides on this river: Dano Bolton, Cori-Alice Holladay and today's guide: Doug Roberts, owner of Old Moe Guide Service. Of the three, I have fished with Doug the most—the guy knows his stuff, and I consider him my friend and not a guide. As usual, we met at Trout Creek Flies at 0700 and made the drive to the dam. We were going to do an "A-B" float. Since there were still spawning rainbows in the river, we started with an egg on the bottom and a BWO nymph on top. No, we were not targeting the redds and spawning trout; only fishing normally and looking for opportunistic trout with a liking for eggs for breakfast. The result was a great start to the day: three very large trout, including a rainbow that was at least 23" and possibly 24". A personal best for a Green rainbow!

As the day moved along the eggs slowed down, and it was obvious that the blue-wings were starting to

move. So, as more fish ate the top fly, it was two BWO nymphs on the rig and a lot of fish in the net. At about 12:00 we got to Little Hole and the dry fly hatch was in full flower. We sat in the middle of the river off Ramp 3, and landed a half dozen on dries. We still had a loooong way to go, and by the end of the float we had landed 40 and more, with most in the 17" to 19" and a half dozen 20"-21" and a couple of zingers near or at 23"-24".

Day Two dawned a bit cooler, with nice clear skies. Met Doug at the same time and same place and ready to hit the Green for a "B-C" float. After the previous day I expected good dry fly fishing, but a tailwind popped up before the hatch began and we ended up nymphing all day, with 60+ fish in the net. Never done that before! Day Three was intended to be another day with Doug but high winds were projected so we moved that float to Friday. Frankly, my wrist, arm and shoulder were grateful! We had been using 11½' nymph and Spey rods to fish deep to great effect, but with the bottom fly well below my hand it played hell landing fish. So Wednesday became a lightweight day of fishing a trout Spey and some nymphing, with little or no dry fly fishing.

Thursday brought a beautiful day and Cori-Alice Holaday, my guide from last year, and we laughed our way through another fantastic day of fishing. We only used three patterns all day and they absolutely worked. We did a "B" float and caught fish the whole way, including some fun dry fly on the river right channel of Grasshopper Island. Last fish of the day was a 23"-24" brown, topping off another 60+ fish day.



Friday was the last day and I was back with Doug. We were going to do another "B-C" float. On Tuesday we'd had a tailwind, and today it was a headwind, which actually makes fishing easier. Also, after a day of respite from the really long rod with Cori-Alice, it was back to the 11½ footer. I took a couple of Advil with my heart meds before driving down to meet him. Though painful, that rig did not disappoint. No eggs today; perdigon-style nymphs and worms were the order of the day. No hatch due to the wind but again, the Baetis were moving and the fish were eating. More quality fish all day long, and we dinged another 60 fish at least. I know I keep tossing out that number but we really do discuss it and while it is an estimate, it is a really accurate estimate.

Many of the members going up to the Green will want to know the patterns, but by the time they get there it will have changed. But for reference, Cori-Alice and I only used three patterns: a perdigon on top with a copper bead and green quill body, a gray-on-gray spider at the bottom of the rig and a cripple style dry with a longish elk wing. All were size #18 or #20. Doug's flies are a bit more mysterious (sworn to secrecy on a couple) but perdigon-style nymphs and a Pheasant Tail derivative served us well. Also, we fished both yarn and plastic eggs and, of course, my favorite below Red Creek pattern: the worm! The browns love 'em and if they are a bit larger the white-fish won't touch 'em—too much, anyway.

That's the trip. It was truly epic, with a horrible start (my car, of course), but some of the best fishing this old boy has ever had!

A Green River Rogues Gallery '25



Fly Tying Tip: Thread (Again)

DAVE BOYER, MEMBER

Every Sowbug Roundup as I do my wire weaves, I get asked about why I spin my bobbin holder. This is one of the basic principles of fly tying. Thread is what we use, for the most part, to bind materials to the hook to create our flies. Thread is generally made up of individual strands of polyester, nylon, gel spun polyester, cotton or other filaments. As we wrap thread over our hooks, we put a “twist” into the thread. Right-handed tiers put a clockwise (as you look down from the top) twist in the thread, left-handed tiers a counterclockwise twist. This twist tends to cord up the thread, and also causes it to want to furl. If you are tying deer hair bugs or similar the cording may be what you want. For a flatter, smoother body you want to flatten your thread out; hence the “spinning” of the bobbin holder. This will give you a smoother layer and less bulk, and mounting dry fly hackle will be easier, and it helps the barbs stay perpendicular to the hook shank.

As indicated, right-handed tiers will generally put a clockwise twist, so to flatten it, let the bobbin holder hang down and it will automatically start to untwist. In a hurry? Spin it counterclockwise. Lefties, spin it clockwise. Not only will this flatten your thread but it will help in catching materials. If you have a totally flat thread and start to do a loose wrap to catch material the thread will stay above the hook (Photo#1). If you have a slight counterclockwise twist, the thread loop will jump toward the back of the hook (Photo#2) and if the loop has a slight clockwise twist, the loop will jump forward (Photo#3). By controlling the amount of twist you have in the thread, it can be one of the best tools for binding down the materials in the manner you want.

One last thing to pay attention to: if you have a lot of twist in your thread as you start a whip finish, the thread may furl if you lose the loop causing the thread to break as you attempt to finish (Photo#4). If you flatten the thread before the whip finish and you lose the thread loop, it will still finish up well. Watch all

good tiers and they do twist/un-twist without even thinking as they make the thread do what they want.




PHOTO 1




PHOTO 2




PHOTO 3




PHOTO 4

Calendar of Events

June

1	Sunday	9:00 AM	Open and Target Casting
		11:00 AM	Sunday Women's Casting Clinic
2	Monday	6:30 PM	Board of Directors Meeting
3	Tuesday	7:00 PM	Rod Building
4	Wednesday	7:00 PM	Fly Tying Forum
5	Thursday	7:00 PM	Project Healing Waters Evening Meeting
7	Saturday	9:00 AM	Spey 101 Clinic: Session 2
8	Sunday	9:00 AM	Open and Target Casting
		1:00 PM	Monthly Casting Lessons
10	Tuesday	7:00 PM	Rod Building
11	Wednesday	7:00 PM	Fly Tying Forum
12	Thursday	7:00 PM	Project Healing Waters Evening Meeting
14	Saturday	8:00 AM	Club Spey Cast
15	Sunday	9:00 AM	Open and Target Casting
17	Tuesday	7:00 PM	Rod Building
18	Wednesday	7:00 PM	Fly Tying Forum
19	Thursday	7:00 PM	Project Healing Waters Evening Meeting
21	Saturday	9:00 AM	Spey 102 Clinic: Session 1
22	Sunday	9:00 AM	Open and Target Casting
24	Tuesday	7:00 PM	Rod Building
25	Wednesday	7:00 PM	Fly Tying Forum
26	Thursday	7:00 PM	Monthly Meeting: Michael Peters from Long Branch Fly Fishing
28	Saturday	9:00 AM	Spey 102 Clinic: Session 2
29	Sunday	9:00 AM	Open and Target Casting

July

2	Wednesday	7:00 PM	Fly Tying Forum
3	Thursday	7:00 PM	Project Healing Waters Evening Meeting
5	Saturday	9:00 AM	Club Spey Cast
6	Sunday	9:00 AM	Open and Target Casting
		11:00 AM	Sunday Women's Casting Clinic
7	Monday	6:30 PM	Board of Directors Meeting
9	Wednesday	7:00 PM	Fly Tying Forum
10	Thursday	7:00 PM	Project Healing Waters Evening Meeting
12	Saturday	8:00 AM	Club Spey Cast
		9:00 AM	Pre-Trip: Brookie Bash w/ Armando Palomares
13	Sunday	9:00 AM	Open and Target Casting
		10:00 AM	Volunteer Training for US Open
		1:00 PM	Monthly Casting Lessons
14	Monday	8:00 AM	Fly Fishing Merit Badge
15	Tuesday	8:00 AM	Fly Fishing Merit Badge

Calendar of Events Cont'd.

16	Wednesday	8:00 AM	Fly Fishing Merit Badge
		12:00 PM	Nooner Lunch
		7:00 PM	Fly Tying Forum
17	Thursday	7:00 PM	Project Healing Waters Evening Meeting
18-20	Weekend		Brookie Bash w/ Armando Palomares
18			Brookie Bash Tenkara Event w/ Cecil O'Dell
19	Saturday	8:00 AM	Club Spey Cast
20	Sunday	9:00 AM	Open and Target Casting
23	Wednesday	7:00 PM	Fly Tying Forum
24	Thursday	7:00 PM	Project Healing Waters Evening Meeting
26	Saturday	8:00 AM	Club Spey Cast
27	Sunday	9:00 AM	Open and Target Casting
		10:00 AM	Volunteer Training for US Open
28	Monday	8:00 AM	Fly Fishing Merit Badge
29	Tuesday	8:00 AM	Fly Fishing Merit Badge
30	Wednesday	8:00 AM	Fly Fishing Merit Badge
		7:00 PM	Fly Tying Forum
31	Thursday	7:00 PM	Monthly Meeting: Jimmie Morales, Yosemite/Kings Canyon
August			
2	Saturday	8:00 AM	Club Spey Cast
3	Sunday	10:00 AM	Volunteer Training for US Open
3-9	Week		US Open Tournament
10	Sunday	9:00 AM	Open and Target Casting
		1:00 PM	Monthly Casting Lessons
11	Monday	6:30 PM	Board of Directors Meeting
13	Wednesday	7:00 PM	Fly Tying Forum
			Pre-Trip Meeting Backpacking Trip w/J. Garvey
14	Thursday	7:00 PM	Project Healing Waters Evening Meeting
16	Saturday	8:00 AM	Club Spey Cast
17	Sunday	9:00 AM	Open and Target Casting
19	Tuesday	6:30 PM	Pre-Trip Meeting Yards & Inches w/M. Woodbury
20	Wednesday	12:00 PM	Nooner Lunch
		7:00 PM	Fly Tying Forum
21	Thursday	7:00 PM	Project Healing Waters Evening Meeting
21-25	Week		Backpacking Trip to Thousand Island Lake w/J. Garvey
23	Saturday	8:00 AM	Club Spey Cast
			LBCC Open House
			Yards & Inches w/ Mick Woodbury
24	Sunday	9:00 AM	Open and Target Casting
27	Wednesday	7:00 PM	Fly Tying Forum
28	Thursday	7:00 PM	Monthly Meeting: David Dempsey, "Understand Your Bugs!"
30	Saturday	8:00 AM	Club Spey Cast
31	Sunday	9:00 AM	Open and Target Casting



For *June 2025*, our club's monthly special 20% discount will be set on the Aventik website.

<https://aventiksports.com/collections/club-special>

It covers 10 products from fly fishing reel, fly tying vise and some accessories. Detailed info seeing following:

1. 11'6" 4sec Double Hand Switch Rods
2. Riverbend Fly Fishing Combo Kit
3. IM12 Nano Nymph Fly Rod
4. CNC-NVIS-FY, Wing Series Fly Reel
5. HVCE Graphite Fly Reel
6. 081 Colorado Fly Tying Vise
7. Floating Fishing Net
8. Shad Darts Crappie Jigs
9. Fishing Rod Holders for Garage
10. Frictionless Wading Socks



Whether you're looking for the latest fishing gear or accessories, this is the perfect time to upgrade your collection. Free shipping on orders over \$50, click through our website to add new items to your fishing equipment collection.

Easy shopping, quality assurance, worry-free after-sales!

GOLDEN SAILS

LB — HOTEL — CA



SET SAIL FOR COMFORT & CONVENIENCE

- On-site fitness center
- Complimentary Wi-Fi
- 24-hour business center
- Outdoor year-round heated pool
- Oversized spa
- Spacious courtyard with gazebo, ideal for weddings
- On-site vending machines
- Coin-operated laundry
- ATM machine
- Complimentary USA newspapers in the lobby
- 173 guest rooms featuring:
- Work desk
- 32 inch flat-screen TV
- Microwave
- AM/FM alarm clock radio
- Mini refrigerator
- Single cup Haus Maid coffee maker
- Ironing board
- Hairdryer
- Aquamer Institute Swiss® bath amenities
- Air conditioning

GOLDEN SAILS HOTEL

6285 E. Pacific Coast Highway, Long Beach, CA 90803 | (562) 596-1631 | goldensailshotel.com



WWW.OLDMOEGUIDESERVICE.COM • 435-885-3342



 **hotel CURRENT**

WAYNE NAGEL
Hotel Manager


d 562.597.1341 x401
f 562.597.5171
wayne@hotelcurrent.com

5325 e. pacific coast hwy
long beach, ca 90804

www.hotelcurrent.com



JUNKYARD SPEY



www.redshedflyshop.com

 **SIERRA
PACIFIC**
FISHING ADVENTURES

YOUR FLY FISHING DESTINATION
& RESORT OUTFITTER

FLY FISHING EXCURSIONS • CLASSES
PRIVATE INSTRUCTIONS

(310) 749-6771

3901 Brayton Ave., • Long Beach, CA 90807 • www.spfadventures.com